



STEVE PUIDOKAS RETIRED NUMBER

Steve Puidokas burst upon the WSU basketball scene as a freshman in 1973-74, and by the time he left the Palouse, he had set five school records. He became the first basketball player and only the second student-athlete in WSU history to have his jersey number retired when he was honored Feb. 26, 1977.

As a freshman, he averaged 16.8 points and 8.9 rebounds a game, earning All-District 8 honors, second team All-Pacific-8 recognition and third team All-West Coast accolades. He also became the first freshman selected to the Jayhawk and Rainbow Classic tournament teams.

As a sophomore, Puidokas set school records with 42 points against Gonzaga and a 22.4 points per game season average. He led the Pacific-8 in scoring and was second in rebounding. He received an invitation to the Pan-American team tryouts and was a second team All-Pac-8 selection.

During his junior campaign, Puidokas averaged 18.0 points and 10.6 rebounds per outing while garnering second team All-Pacific-8 honors for the third straight season. He became WSU's all-time leading scorer that season.

Puidokas capped his career at WSU by averaging 17.2 points and 9.7 rebounds during his senior season. He left WSU as the Cougars' all-time leader with 1,894 points and 992 rebounds. He was named second team All-Pacific-8 for the fourth time, earned a second team All-West Coast selection and was a District 8 all-star. At the end of his career, he ranked fourth on the all-time Pac-8 list in scoring and seventh in rebounding.

Puidokas still holds the WSU career marks for scoring average (18.6 points per game), field goals (734) and rebounds. In addition, he ranks second in scoring, third in free throws (426) and fourth in rebounding average (9.7).

55

103 SEASONS

103 SEASONS

AT WASHINGTON STATE UNIVERSITY


THE BEGINNING

A basketball team representing Washington Agricultural College and School of Science took the floor for the first time Dec. 7, 1901. The college was just nine years old, the school colors had only recently been changed from pink and blue to crimson and gray, and the game was played against a YMCA team in Spokane because Washington Agricultural College did not have a gymnasium. The Washington Agricultural College coach was John B. Evans, a senior student who would graduate with the class of '02, six months after that first game. The final score was YMCA 31, Washington Agricultural College 0.

In a return game Feb. 17, 1902, dedicating the first gymnasium on campus, situated where New Holland Library is today, John Palmerton, from Pullman, scored the first basket for the college, but it came in a losing effort once again. The final was YMCA 24, Washington Agricultural College 16.

"Coach" Evans remained for one season following his graduation, and his second team earned a place in Washington State's sports history books by defeating that pesky Spokane YMCA quintet 18-13 Dec. 13, 1902.

Professional basketball coaches were few and far between in the early 1900s, particularly in the Wild West. Washington Agricultural College football coaches James Ashmore, Everett Sweeley and John Bender followed Evans as the basketball coaches over the next five seasons, compiling a respectable record of 42 wins against 27 losses. It was not until the arrival of J. Fred "Doc" Bohler in 1908, as physical director—and coach of all sports—that the basketball program at the now State College of Washington (as of 1905) got some continuity.



Over the 103 years of basketball now recorded at Washington State University, only four coaches have remained for more than 10 seasons. Here is a look at those in order, with a few notes on others who have coached the Cougars.

BOHLER'S ERA

Cougar basketball jumped into the Major Leagues soon after "Doc" Bohler's arrival on the Palouse.

Despite the fact he was coaching just about everything at Washington State in those days—basketball, baseball, track—and acting as athletic director and trainer (the latter earned him his "Doctorate")—Bohler's greatest love was basketball. He had starred for the world champion YMCA team in Reading, Pa., in 1906, just two years prior to coming to Pullman as physical director and coach.

In 1916, Washington State's basketball team was 18-3 and won the Northwest League title for the first time. Bohler did it with a team mostly made up of home-grown players. The starting five consisted of Ivan Price and the Moss brothers, Norm and Bob, all three from Pullman, Eddie Copeland of Walla Walla, and Bohler's brother Roy from Pennsylvania.

Washington State was even better in 1917. Bohler's team won the newly formed Pacific Coast Conference with virtually the same lineup, plus Glenn Glover, another Pullman product. Price and Roy Bohler made all-conference.

With a final season record of 25-1 (the lone loss was to California in Berkeley, and WSC beat the Bears the following night), the Helms Athletic Foundation declared State national champions at the conclusion of that great season which saw WSC play 18 of its 26 games on the road.

"Doc" Bohler's record over 18 seasons (1909-26) was 226-



103 SEASONS

AT WASHINGTON STATE UNIVERSITY

177 for a .561 winning percentage, second best among all Cougar basketball coaches with more than two seasons at the helm.

McClellan "Chick" Rockey, a forward on the Bohler teams of 1918-21, was the only All-Pacific Coast Conference selection from Washington State in the Bohler era. "Chick" was selected in 1919 and 1920.

THE FRIEL DYNASTY

Jack Friel had more nicknames than any other coach at Washington State. He was "The Fox of the Palouse," "The Silver Fox," and, late in his 30-year career, "The Prune."



Jack Friel

Most of all, he was a coaching genius!

Friel had never coached a college game when he took over Washington State's ailing basketball program for the 1929 season. Jack had played under "Doc" Bohler from 1921-23, and his team at North Central High School in Spokane won the school's first State championship in 1928.

After Bohler gave up coaching, because of pressing duties as athletic director and head of WSC's physical education program, WSC track coach Karl Schlademan took over for two seasons, posting a record of 18-27 before the arrival of Friel.

Friel had a losing season in his first year, before his teams posted five straight marks above .500. The 1932 team finished 22-5 and was runner-up for the Northern Division title of the Pacific Coast Conference. To this day, Friel is the winningest Washington State basketball coach, and has a career best winning percentage, .568 (872-495) over 30 seasons (1929-58).

That is why the playing floor at Beasley Performing Arts Coliseum, "Friel Court," is named in his honor.

In 2003, Friel was inducted into the Pacific-10 Conference Hall of Honor.

Every Cougar remembers Jack's great team of 1941, but his '37 club, led by all-conference center Ivar Nelson, won the Northern Division of the Pacific Coast in a miracle finish.

The Cougars won a three-way playoff vs. Washington in Seattle, and Oregon in Bohler Gym, and then met Stanford with its all-time greatest Angelo "Hank" Luisetti for the Pacific Coast crown.

Old Cougars tell how "Stanford won (31-28 and 41-40), but Nelson outscored Luisetti (19-18)!"

In 1941, Friel got his revenge. The Cougars won the Northern Division with a 13-3 mark and defeated Stanford two straight for the Pacific Coast title.

Washington State then beat Creighton (48-39) in the NCAA tournament and stunned tournament favorite Arkansas (64-53) to advance to the championship game.

Wisconsin knocked off WSC 39-34 in the title game in Kansas City, Mo., to deny the Cougars a national championship.

Two members of that '41 team, center Paul Lindemann and guard Ray Sundquist, were named All-Pacific Coast Conference. Lindemann and Sundquist, along with Art McLarney (1930), Huntly Gordon (1932), Ivar Nelson (1937), Gale Bishop (1943), and Larry Beck 1956 and 1957) were named All-PCC during coach Friel's years. Vince Hanson set an NCAA scoring record in 1945 with 592 points and was named All-American, but the PCC all-star selections were discontinued in 1944 and not resumed until 1956.

103 SEASONS

AT WASHINGTON STATE UNIVERSITY

*Paul Lindemann, (1939-1941)**Ronald Bennink, (1953-1955)*

One of the truly great innovators of basketball, coach Friel introduced a "two-platoon" system, where he would substitute by units, and he forced his opposition—even the talent rich John Wooden teams at UCLA—to do the same. Friel was also instrumental in the adoption of the "one-and-one" rule on free throws.

Coach Friel won his final Northern Division title in 1950 with a splendid collection of all-around athletes who made his "two-platoon" philosophy flourish. Four of the starting five—Bob Gambold, Gene Conley, Ted Tappe and Leon Mangis—lettered in two sports, and the fifth, forward Ed Gayda, Friel always said was one of the most talented he coached in his 30 years. In the second platoon, Eric Roberts and Gordy Brunswick were two-sport stars, and Frank Mataya lettered in football, basketball, track and baseball during his amazing career at Washington State.

Several years later, Gene Conley became the first athlete to play on world championship teams in two sports. He played center for the Boston Celtics when they won the NBA and pitched for the Milwaukee Braves who captured the World Series. Ted Tappe also played professional baseball, and hit a home run for the Cincinnati Reds in his first at-bat in the Major Leagues.

Friel's Cougars romped through the Northern Division in 1950, winning by three games over Washington and Oregon

State. But the luck of the draw put the playoffs on the home court of Southern Division winner UCLA.

"They trapped us in a handball court," Conley said years later. He was referring to the gymnasium at Westwood that made Bohler Gym back in Pullman look like the Staples Center.

UCLA won the opener 60-58 on a 50-foot heave at the buzzer by forward Ralph Joeckel, and claimed the series 52-49 the following night to give John Wooden his first Pacific Coast Conference title.

Players making All-Northern Division in the Friel years included Art McLarney, Claud Holsten, Huntly Gordon, Ken Wills, Huntley McPhee, Jack Holstine, Jack Jennings, Bud Olson, Ray Sundquist, Vern Butts, Gale Bishop, Paul Lindemann, Marv Gilberg, Vince Hanson, Bob Sheridan, Ed Gayda, Gene Conley, Bob Gambold, Ron Bennink and Larry Beck.

HARSHMAN AND HEATHCOTE

Marv Harshman came to Washington State following an illustrious career as athlete and coach at Pacific Lutheran University and took over for the retired Jack Friel in 1959. It took Harshman seven seasons to post a winning record, but in all fairness to Marv, it should be pointed out that the old Pacific Coast Conference broke up in his first season, making his recruiting task very difficult as an "Independent." It was not until the 1965 season, with the addition of one of Jack Friel's old platoon "hatchet men," George "Jud" Heathcote, that Marv had a full-time assistant. From that point on, Harshman and Heathcote turned the Cougar program around.

Among the highlights of the Harshman-Heathcote years at Washington State were opening round wins over West Virginia, Princeton and Syracuse in the Far West Classics of 1966-68 when all three of the eastern teams were highly regarded. These were also the seasons during which center Jim McKean was setting all sorts of school scoring and rebounding records for the Cougars while Ray Stein and Lenny Allen were wowing fans with their blazing fast-breaks. McKean made the All-Pacific-8 Conference team in both 1967 and 1968. Ted Wierman followed McKean as the Pac-8 center in 1969 and Rick Erickson won the honor at guard in 1970.

103 SEASONS

AT WASHINGTON STATE UNIVERSITY



Coach Marv Harshman, (1958-1971)

The top three rebounders in Washington State history played for Harshman-Heathcote in McKean (11.0 rpg), Charlie Sells (10.88 rpg) and Ted Werner (10.87 rpg).

Washington State scored one of its rare victories over UCLA in 1966, defeating the Bruins 84-83 at Pullman. The Cougars had near misses vs. number-one ranked UCLA in 1970 and 1971, losing 72-70 and 57-53 in the din-bin that was old Bohler Gym.

Harshman left WSU for the University of Washington following the 1971 season, and Heathcote took the head job at the University of Montana. Just eight seasons later, in 1979, Heathcote worked a little magic at Michigan State with Earvin Johnson and defeated Larry Bird and Indiana State for the NCAA championship.

RAVELING'S REVIEW

George Raveling became the head basketball coach at Washington State for the 1973 season, following a one-year stint by Bob Greenwood. (Greenwood went 11-15 in his only season with the Cougars, but his 1972 team upset both Michigan and New Mexico before losing to Florida State in the finals of the 1971 Far West Classic at Portland.

Dan Steward led the Cougar scorers that season with a 16.3 average).

Raveling, who played at Villanova, came to WSU from Maryland, where he had been an assistant under "Lefty" Driesell. George closed historic Bohler Gym (capacity 5,600) following the 1973 season and opened Washington State's Beasley Performing Arts Coliseum (then capacity 12,058) Dec. 1, 1973 with an 80-78 win over Louisiana State. (The game was also noteworthy because LSU coach Dale Brown served as an assistant under Bob Greenwood at WSU during the 1972 season).

Raveling's WSU teams improved rapidly from the 6-20 mark in his first season, and in 1980 the Cougars finished the regular season and made their first appearance in the NCAA tournament since Jack Friel's 1941 team went to the final. WSU's postseason was cut short with a 62-55 loss to Pennsylvania in the first round in West Lafayette, Ind.

The Cougars were back in the "Big Dance" in 1983, and defeated Weber State 62-52 in the first round in Boise, Idaho before dropping a narrow 54-49 decision to fourth-ranked Virginia. The Cougars finished 23-7 that season and earned Raveling a new job—at Iowa, succeeding Lute Olson, who moved on to Arizona.

Stars of the Raveling years at Washington State include



George Raveling celebrates a 1973 win.



Craig Ehlo (1982-83)

103 SEASONS

AT WASHINGTON STATE UNIVERSITY

Steve Puidokas, Don Collins, Craig Ehlo and James Donaldson. Puidokas made the All-Pacific-8 team four straight seasons between 1974-77 and still holds a flock of Cougar career records, including rebounds, field goals, and scoring average (18.6 ppg). Collins, Bryan Rison and Steve Harriel were All-Pacific-10 choices under Raveling, and Donaldson and Ehlo went on to play in the NBA for many years.

George Raveling's 13-year record at Washington State (167-136) is third best in the Cougars' books, following Jack Friel and "Doc" Bohler.

STEVENS TO BENNETT

Len Stevens was an assistant to George Raveling and moved up to become head coach of the Cougars in 1984 upon Raveling's departure. Stevens directed the program for four seasons (48-67, with a best of 15-16 in 1986) before giving way to one of his own assistants, Kelvin Sampson, for the 1988 campaign. Keith "Scooter" Morrison was the top performer for the Cougars under Stevens, making the All-Pacific-10 team twice, 1985 and 1986.

Kelvin Sampson took the Cougars to the National Invitational Tournament (NIT) for the first time in 1992 after a 9-9 finish in the Pacific-10. WSU defeated Minnesota 72-70 in Pullman in the first round, before losing to New Mexico 79-71 in Albuquerque. The Cougars finished 22-11.

WSU was back in the NCAA tourney in 1994 after a 20-10 finish in the regular season, but lost in the opening round 67-64 to Boston College. The Cougars then lost their head coach to the University of Oklahoma. Sampson left WSU after a seven-year span with a .500 mark (103-103).

Stars of the Sampson era at Washington State included



Kelvin Sampson celebrates a win over USC

Brian Quinnett, Terrence Lewis, Bennie Seltzer and Mark Hendrickson. The latter three were selected All-Pacific-10 Conference while Hendrickson, Seltzer and Quinnett rank fourth, sixth and eighth, respectively, on WSU's all-time scoring list.

Kevin Eastman, head coach at North Carolina-Wilmington, succeeded Sampson at Washington State for the 1995 season, inheriting both Hendrickson and Isaac Fontaine, who became two-time All-Pacific-10 choices.

Eastman's first two teams at Washington State went to the NIT, the 1995 club posting an 18-12 record and reaching the quarterfinals with wins over Texas Tech and Illinois State before losing to Canisius. In 1996, Eastman's team was 18-11 and defeated Gonzaga 92-73 in the first round of the NIT in Pullman. WSU was eliminated from the tournament with an 82-73 loss to Nebraska in Lincoln.

Eastman left after the 1999 season with a five-year record of 69-78. Along with Hendrickson and Fontaine, Carlos Daniel earned All-Pacific-10 Conference honors under Eastman, garnering the selection in 1998.

Paul Graham replaced Eastman and posted a 31-79 record in four years at the Cougars' head coach. The highlight of his tenure came in 2000-01 when WSU posted 12 wins and garnered its best Pac-10 finish in six seasons. That season, J Locklier was named Pacific-10 Conference Newcomer of the Year, Mike Bush earned Honorable Mention All-Pac-10, and Marcus Moore occupied a spot on the Pac-10 All-Freshman Team.

Dick Bennett became the 15th head coach in Washington State history prior to the 2003-04 season and made an immediate impact. The Cougars led the Pacific-10 in scoring defense and ranked 12th nationally. Washington State won for the first time in school history at UCLA and its six road victories were the most since the 1995-96 season.

Overall, the Cougars won 13 games, a six-win improvement from 2002-03 and qualified for the Pacific-10 Tournament for the first time since the tournament was brought back in 2002. WSU also ranked in the top 15 nationally in free throw percentage and fewest turnovers committed.



Head Coach Dick Bennett

1940-1941

COUGARS COMPLETE 26-6 SEASON AS NCAA RUNNERS-UP


Legendary head coach Jack Friel had guided the Washington State College men's basketball teams of 1939 and 1940 to identical 23-10 records, but neither year would compare to the magical season of 1941 in which the Cougars finished 26-6 as the NCAA runners-up.

Paul Lindemann and Ray Sundquist were named All-Pacific Coast Conference in 1941. The duo joined Art McLarney (1930), Huntly Gordon (1932) and Ivar Nelson (1937) as Cougars named All-PCC under coach Friel. Gale Bishop (1943) and Larry Beck (1956-57) later joined the list while playing for Friel.

Washington State's starting lineup featured four seniors, including the 'giant' Lindemann, a 6-7, 230 center who paced the Cougars in scoring with 326 points (10.2). The Cougars used a pair of 6-2 seniors - Dale Gentry and Vern Butts - at forward, while senior Sundquist and junior Kirk Gebert held



Back Row (l to r): Head Coach Jack Friel, Chuck Dosskey, Vern Butts, John Harrington, Ray Sundquist, Owen Hunt, Phil Mahan, Dr. Wilbur "Doc" Bohm. Front Row: Kirk Gebert, John Hooper, Marv Gilberg, Paul Lindemann, Jim Zimmerman, Dale Gentry, Frank Akins, Manager Phil Wain-scott. [not pictured - Elvin Bergquist, Don Mason and Jack Kelleher].



Forward Vern Butts

down the guard positions. Friel, who consistently used 11 players in his "rotation", also incorporated 6-2 sophomore Marv Gilberg as his "sixth man" for Butts.

"We were a pretty good shooting team," Friel said of his '41 Cougars. "We tried to break and we kept the pressure on by using a lot of players. Defense was our forte."

The Cougars dropped their first two Northern Division games to Oregon State in Corvallis before reeling off 13 straight wins, a conference record, to claim their first title since 1937. That winning streak included a four-game sweep over the University of Washington. WSC then beat the Southern Division champion Stanford "Indians" twice in Pullman for the Pacific Coast Championship and the right to advance to the Western United States Tournament in St. Louis.

Washington State dumped Creighton 48-39 in the opening round with Lindemann scoring 26 points. In the semifinal match Lindemann's 14 points led a balanced Cougar attack to a 64-53 upset of previously unbeaten and tournament favorite Arkansas. The win earned the Cougars the title as the best team in the West and propelled WSC into the NCAA championship game at Kansas City, Mo., with the East champion Wisconsin Badgers.

In the championship game, Gebert scored 21 of WSU's 34 points in a 39-34 loss to the Badgers. Gebert connected on 10-of-24 field goals in the game. Wisconsin was led by Gene Englund's 13 points.

1979-1980

COUGARS EARN FIRST NCAA BERTH IN 39 YEARS



Back Row (l to r): Assistant Coach Mark Edwards, Brad Meyers, Reedy Berg, Kevin Simmons, Chris Monson, Angelo Hill, Chuck Hinchey, Aaron Haskins, Michael Ingram, Darrin Erdahl, Ben Comer, Assistant Coach Tom Pugliese, Head Coach George Raveling. Front Row: John Tessem, Stuart House, Terry Kelly, Don Collins, John Preston, Bryan Rison, Clyde Huntley.

The 1980 Washington State University Cougars won seven of their final eight Pacific-10 games and earned their first trip to the NCAA Tournament in 39 years. WSU entered the tournament with a 22-5 regular season mark, the school's best win-loss percentage of the modern era.

WSU's stretch drive included a convincing 69-51 victory over conference champion Oregon State, then ranked fourth nationally, in front of a then record 12,327 Friel Court fans. The Cougars also defeated Pac-10 runner-up Arizona State 71-58 to finish third in the league with a 14-4 mark.

Head coach George Raveling's starting lineup consisted of five seniors. Forward Don Collins, the Pac-10's Player of the Year, led the league in scoring with a torrid 23.1 points per game, the highest scoring average since UCLA's Bill Walton (23.9) in 1972. Collins also set school single-season records for points (647), field goals (253) and steals (76). Point guard Brian Rison, who finished with 100 assists and 70 steals, joined Collins on the all-conference team. Stuart House, a 6-11 center, averaged 13.1 points, 8.4 rebounds and blocked 69 shots. Guard Terry Kelly and forward John Preston, team co-captains, were also in the lineup.

This was the first year the tournament expanded from 40 teams to 48. Also, all 12 teams in the four brackets were seeded and teams were placed in any region regardless of geographic considerations. While three other Pac-10 schools (OSU, ASU and UCLA) remained in the West Regional, Washington State, a No. 5 seed, was shipped out to the Midwest Regional at Purdue University to face Ivy League champion Pennsylvania, 16-11, in the opening round.

Nearly 12,700 fans piled into the Mackey Arena to watch WSU's first round match. After being tied at halftime 27-27, the Cougars jumped to a ten-point second-half lead 38-28. But when Collins fouled out with 3:57 to play, the Quakers took advantage and pulled away to a 62-55 win. Collins led all players with 20 points and six rebounds. The Quakers converted 20 of 27 foul shots, while WSU hit just 11 of 21.

1982-1983

RAVELING, COUGARS MAKE RETURN TRIP TO NCAA TOURNAMENT



Back Row (l to r): Assistant Coach Ron Righter, Assistant Coach Len Stevens, Craig Ehlo, Steve Harriel, Ricky Brown, Jerry Basic, Guy Williams, Otis Jennings, Mike Wurm, Aaron Haskins, Chris Monson, Assistant Coach Bob Wonson, Head Coach George Raveling. Front Row: manager Pat Kunz, manager Mickey Buller, Billy Joe Rhymes, Don Rubin, Chris Winkler, Keith Morrison, Mark Green, Bryan Pollard, manager Dave Ohlemeier, manager Charlie Robinson, manager Brad Mickelsen.

Perhaps no other Washington State basketball team kept Cougar fans on the edge of their seats like George Raveling's 1983 squad. The Cougars completed the regular season with a 22-6 record with 15 games decided by four points or less (the Cougs won 11) and advanced to the NCAA Tournament for the second time in four years.

After a 3-2 start in nonconference play Washington State won 12 straight games including a 76-64 blowout of Oregon State at Corvallis. The Cougars also enjoyed a perfect home court record (14-0) for the first and only time since J. Fred Bohler's 1917 team. In the final home contest of '83 a record 12,422 fans packed Friel Court and saw sophomore Bryan Pollard rebound Chris Winkler's missed shot and score at the buzzer to beat UCLA 70-68. But a one-point road loss to Washington in the season finale kept the Cougars from sharing the Pac-10 title with UCLA.

Not all of the hardship could be measured by wins and losses. WSU's 6-9 superman Guy Williams, who averaged 18.8 points and 8.9 rebounds per outing, mangled his knee at Oregon on a twisting dribble while trying to break the Ducks' press. He underwent surgery and was out for the season. But the injury to Williams' brought the talents of seniors Steve Harriel (15.0), Craig Ehlo (12.0) and Aaron Haskins (8.8) to the forefront. "On this team I didn't have to deal with a lot of selfish egos," said Raveling. "This team had people willing to make personal sacrifices for team success."

Washington State, seeded eighth in the West Regional at Boise State, drew Big Sky champion Weber State in the first round and beat the Wildcats 62-52 behind Ehlo's 18 points. That gave WSU its 23rd victory of the year, the most wins in a season since the 1941 Cougars went 26-6. In round two 7-4 center Ralph Sampson's 15 points, 12 rebounds and four blocks led fourth-ranked Virginia, the top seed in the West, past the Cougars 54-49. WSU trailed by five at the half, 30-25, but tied the Cavaliers just one minute into the second half. Virginia gained a six-point advantage only to see WSU tie the score again at 40-40. But Virginia used a delay offense and three free throws by Othell Wilson gave the Cavaliers the lead for good. Haskins paced WSU with 14 points off the bench and Ehlo added 12.

The loss to Virginia left the Cougars with a 23-7 record overall and marked the end of an era as Raveling left Washington State to accept the head coaching position at the University of Iowa.

1991-1992

SAMPSON TAKES COUGS TO NATIONAL INVITATION TOURNAMENT



Back Row (l to r): Assistant Coach Don Newman, Assistant Coach Bobby Champagne, Trainer Brian Sanders, Tommie Oatis, Brian Paine, David Vik, Rob Corkrum, Ken Critton, Paul Petrov, Assistant Coach Reco Rowe, Assistant Coach Jason Rabedeaux, manager Chris Adams. Front Row: Joey Warmenhoven, Neil Derrick, Sean Tresvant, Bennie Seltzer, Head Coach Kelvin Sampson, Tyrone Maxey, Eddie Hill, Dale Reed, Terrence Lewis.

The 1992 Washington State basketball team enjoyed its finest season with head coach Kelvin Sampson as the Cougars finished with a 22-11 record, a fifth-place showing in the Pac-10 Conference and their first trip to the National Invitation Tournament.

Senior guards Terrence Lewis, an All-Pac-10 performer, and Neil Derrick, runner-up in the NCAA Final Four Slam Dunk contest, became the only Cougar teammates to reach the 500-point plateau during the same season with 575 and 501 points, respectively. Ken Critton, another senior, provided WSU with a dominant big man as he grabbed 270 rebounds. As a team, the Cougars finished fourth in the nation in free throw percentage, hitting .760 from the foul line. That mark broke the 24-year-old school record and the 16-year-old Pac-10 mark. Defensively, the Cougars held ten opponents under 40 percent shooting.

The Cougars opened the year by winning the first 12 nonconference matches, their best start since Jack Friel's 1955 team. In Pac-10 play, WSU swept the Oregon schools for the first time since 1983. The home victory over Cal, 101-83, marked the first time the Cougars had scored over 100 points in a conference game since 1980. Point guard Bennie Seltzer played a prominent offensive role during WSU's stretch run as the Cougars won five of their last seven games. Seltzer hit 59.1 percent of his shots, 53.1 percent from three-point range and averaged 13 points. During the drive, the Cougars earned their first win of the year against a Top-25 program as WSU defeated No. 8 USC 82-68 at Friel Court on ABC-TV.

The Cougars registered win No. 22 as they beat the Golden Gophers of Minnesota 72-70 during a first-round NIT contest at home. WSU scored 11 of its last 13 points at the foul line. Lewis and Critton led the Cougars with 17 and 16 points, respectively. But the postseason road came to an end at "The Pit" in Albuquerque as host New Mexico edged the Cougars 79-71. WSU trailed the Lobos by eight at halftime 40-32. A 13-4 run gave WSU a 67-65 lead with 4:21 remaining, but the Lobos countered with a 14-4 run to close the contest. New Mexico's Khari Jaxon scored 15 points, grabbed 16 rebounds and blocked eight shots while Lewis scored 20 points with six three-pointers for WSU.

1993-1994

COUGARS REWARDED WITH TRIP TO THE "BIG DANCE"



Back Row (l to r): Assistant Coach Bobby Champagne, Trainer Dan Ruiz, Assistant Coach Ray Lopes, Matt Bortles, Joey Warmenhoven, Mark Hendrickson, Tavares Mack, David Vik, Fred Ferguson, Rob Corkrum, Assistant Coach Jason Rabedeaux, Manager Sean Donovan. Front Row: Nathan Erdmann, Donminic Ellison, Eddie Hill, Head Coach Kelvin Sampson, Tony Harris, Dale Reed, Isaac Fontaine.

At the conclusion of the first practice of the 1994 season, head coach Kelvin Sampson announced to a capacity Bohler Gym crowd that Washington State's goal was to be one of the 64 teams invited to the NCAA Tournament. By season's end Sampson and the Cougars realized their dream of going to the "Big Dance".

Sampson's squad finished 20-11 overall, tied for fourth in the Pac-10 with a 10-8 mark and made its first NCAA appearance in 11 years.

No Cougars were selected to the all-conference team, but Sampson's collection of "No Names" had its own set of stars. Four players scored in double figures, including seniors Tony Harris (13.3), the team MVP, Eddie Hill (12.7), Fred Ferguson (10.2) and sophomore Mark Hendrickson (10.5). Hill broke WSU's single season (83) and career (233) records for 3-point baskets, while Ferguson set the school shooting percentage record (.660). Four different freshmen earned starting assignments and Isaac Fontaine, a Pac-10 All-Freshmen selection, led the league in 3-point percentage (.449).

WSU's nonconference schedule paid big dividends as the Cougars started 7-0, tallied wins over NCAA teams Michigan State, Marquette and Alabama and won the prestigious San Juan Shootout. But it was the final road to the NCAA Tournament that was paved with gutsy victories. The Cougars claimed come-from-behind wins in three of their last four regular season games, including a 94-82 dismantling of No. 16 Cal in the finale. That day Friel Court rocked with 11,019 fans, the largest home crowd since 1983.

The Cougars were the No. 8 seed of the East Regional in Landover, Md., and drew Boston College of the Big East Conference - the No. 9 seed. Both teams entered with identical 20-10 records and as the game unfolded, it was apparent how evenly the teams were matched. The one glaring difference between the two clubs proved to be the difference in the game as BC's 6-9, 220 senior Bill Curley scored 25 points with 10 rebounds to lead the Eagles to a 67-64 win.

WSU led by as many as 12 points in the first half and 38-28 at halftime. Curley and Co. fought to put the Eagles ahead 64-63 late in the second half. With eight ticks on the clock, Harris went to the foul line and made one of two shots to tie the game 64-64. Harris then fouled BC's Gerrod Abram, a 48 percent foul shooter, who broke the tie with a pair of free throws with five seconds left. A desperation halfcourt shot by Harris fell short with 1.2 seconds showing and a free throw by Howard Eislely made the final score.

Fontaine paced the Cougars with 17 points and Harris, WSU's player of the game by CBS, finished with 13. A crowd of 18,667 was on hand at the USAir Arena - the largest to see a Cougar basketball game. Five weeks after the NCAA contest, Sampson accepted the head coaching position at the University of Oklahoma.

1994-1995

COUGARS REACH NIT QUARTERFINALS IN EASTMAN'S DEBUT



Back Row (l to r): Manager Jayson Francis, Manager Matt Grahm, Assistant Coach Warren Riley, Assistant Coach Byron Samuels, Tavares Mack, Joey Warmenhoven, David Vik, Rob Corkrum, Mark Hendrickson, Carlos Daniel, Assistant Coach Jeff Schneider, Trainer Dan Ruiz, Manager Josh Potter. Front Row (l to r): Matt Bortles, Shamon Antrum, Isaac Fontaine, Head Coach Kevin Eastman, Donminic Ellison, Chris Griffin, Ryan Topper.

Kevin Eastman's first year as Washington State's head coach was filled with plenty of surprises and success. WSU finished 18-12, defeated a school record five Associated Press Top 25 teams and reached the quarterfinals of the National Invitation Tournament.

The Cougars established themselves as the best offensive unit in school history. They led the nation in field goal percentage (.517). Immediately trailing the Cougars were UCLA (.515), North Carolina (.513) and Oklahoma State (.512) - all NCAA Final Four participants. WSU averaged 83.5 points per outing, tops all-time by a Cougar squad.

WSU's top seven scorers were comprised of two juniors (one transfer), three sophomores and two true freshmen. Sophomore Isaac Fontaine led the scoring list (18.5) and posted the fifth best single-season point total (555). Junior Mark Hendrickson, an All-Pac-10 first team pick, averaged 16.1 points, 9.0 rebounds. Eastman's first recruit, junior Shamon Antrum (13.7), walked away with the Fred Hessler Award as the newcomer of the year in the Pac-10. Donminic Ellison (11.3) set WSU's game (15) and season (192) assist records.

In the first round 94-82 win over Texas Tech, WSU posted its best field goal percentage (.667). During a nine-minute stretch in the first half, the Cougars made all eight field goal attempts and all six free throws. Fontaine paced WSU with 32 points and held Tech's leading scorer Mark Davis to two points.

Fontaine's driving basket with 30 seconds left led WSU past Illinois State 83-80 at Redbird Arena. All five starters scored in double figures led by Fontaine's 23 points.

The Cougars NIT trek came to a halt in Buffalo, N.Y., as Canisius College topped WSU 89-80 in front of 9,065 rambunctious fans at "The Aud", the largest home crowd in Canisius history. WSU cut Canisius' 11-point lead to four, 72-68, in the second half. During a WSU press, freshman Carlos Daniel was given a technical foul by the official at midcourt who thought Daniel knocked the ball out of the hands of a Canisius player trying to make the inbounds pass. Craig Wise made the two technical shots and WSU would get no closer. The Golden Griffins made just three baskets in the final eight minutes. Canisius made 27 of 30 foul shots, 22 straight in the second half.

1995-1996

COUGARS OVERCOME ADVERSITY FOR TRIP TO NIT



Front Row - Ryan Topper, Billy Coby, Cameron Johnson, Tavares Mack, Head Coach Kevin Eastman, Mark Hendrickson, Carlos Daniel, Steve Slotemaker, Isaac Fontaine. Back Row - Warren Riley (Assistant Coach), Larry Harris (Assistant Coach), Matt Grahm (Manager), Jayson Francis (Manager), Donminic Ellison, Chris Scott, Will Hutchens, Kareem Jackson, Shamon Antrum, Josh Potter (Manager), Jim Braun (Manager), Bill Drake (Athletic Trainer), Scott Duncan (Assistant Coach).

After a disastrous January in which Washington State posted a 1-6 record, the Cougars overcame adversity, displayed their true mettle and put together an impressive season-ending drive to earn a spot in postseason play for the third straight season.

Washington State won seven of its final 10 regular season games to reach the National Invitation Tournament for the second year in a row. Once there, the Cougars defeated Gonzaga 92-73 at Pullman before falling to eventual NIT champion Nebraska 82-73 in Lincoln to finish the year 18-11 overall with a 9-9 Pac-10 record.

All five starters returned for head coach Kevin Eastman, who became the only WSU hoops coach to take the Cougars to postseason tournaments in back-to-back years. Senior Mark Hendrickson led the Pac-10 in rebounding (9.5) and was sixth in league scoring (16.1). Hendrickson became WSU's first NBA pick of the '90s, signing with Philadelphia. Junior Isaac Fontaine paced WSU in scoring (18.1) and led the Pac-10 in 3-point accuracy (.485) with the fifth best percentage in the NCAA. Senior Shamon Antrum was third in team scoring (12.6) and second to Fontaine in 3-pointers (54). Junior point guard Donminic Ellison also scored in double figures (10.8) and posted the second best assist mark by a Cougar (151).

The Cougars earned their highest preseason ranking in school history - 28th Associated Press - and were poised to crack the top 25 for the first time since 1983 when WSU's season collapsed. Hendrickson fractured his left (shooting) hand Dec. 27 vs. San Jose State and he missed WSU's next six contests (Cougars 2-4 in his absence). The Cougars rebounded to win five straight in February (including a victory at No. 24 Stanford, the only Cardinal home loss), then two more in March vs. Arizona State (103 points, WSU's second best total in a Pac-10 game) and at USC (first win at Sports Arena since 1986).

In the NIT first round with Gonzaga, the Cougars built a 19-point halftime lead by shooting 66.7 percent from the field. Hendrickson led all scorers with 24 points, including 11 straight during a 15-0 WSU run. At Nebraska, the Cougars committed a season-high 22 turnovers, shot a season-low 42.9 percent at the free throw line and had three players foul out.

103 SEASONS

AT WASHINGTON STATE UNIVERSITY

NCAA RECORDS

INDIVIDUAL SINGLE GAME

Points - 26, Paul Lindemann vs. Creighton, March 21, 1941.
 Field Goals - 12, Paul Lindemann vs. Creighton, March 21, 1941.
 Field Goal Attempts - 20, Don Collins vs. Penn., March 6, 1980.
 3-Point Field Goals - 2, Isaac Fontaine vs. Boston College, March 18, 1994.
 3-Point Field Goal Attempts - 2, Isaac Fontaine, Tony Harris and Nathan Erdmann vs. Boston College, March 18, 1994.
 Free Throws - 6, Paul Lindemann vs. Arkansas, March 22, 1941, Craig Ehlo vs. Weber State, March 17, 1983, and Tony Harris vs. Boston College, March 18, 1994.
 Free Throw Attempts - 9, Paul Lindemann vs. Arkansas, March 21, 1941.
 Rebounds - 12, Steve Harriel vs. Weber State, March 17, 1983.
 Assists - 5, Byron Rison vs. Penn., March 6, 1980, and Craig Ehlo vs. Virginia, March 19, 1983.
 Blocks - 2, Fred Ferguson and Tony Harris vs. Boston College, March 18, 1994.
 Steals - 4, Steve Harriel vs. Virginia, March 19, 1983.

INDIVIDUAL CAREER

Points - 43, Paul Lindemann (3 games).
 Field Goals - 17, Kirk Gebert (3 games).
 Field Goal Attempts - 20, Craig Ehlo (2 games).
 3-Point Field Goals - 2, Isaac Fontaine (1 game).
 3-Point Field Goal Attempts - 2, Isaac Fontaine, Tony Harris and Nathan Erdmann (1 game).
 Free Throws - 11, Paul Lindemann (3 games).
 Free Throw Attempts - 19, Paul Lindemann (3 games).
 Rebounds - 17, Aaron Haskins (2 games).
 Assists - 9, Craig Ehlo (2 games).
 Blocks - 2, Isaac Fontaine (1 game).
 Steals - 4, Steve Harriel (2 games).

TEAM SINGLE GAME

Points - 64, vs. Arkansas, March 22, 1941, and vs. Boston College, March 18, 1994.
 Field Goals - 26, vs. Arkansas, March 22, 1941.
 Field Goal Attempts - 49, vs. Boston College, March 18, 1994.
 3-Point Field Goals - 3, vs. Boston College, March 18, 1994.
 3-Point Field Goal Attempts - 8, vs. Boston College, March 18, 1994.
 Free Throws - 20, vs. Weber State, March 17, 1983.
 Free Throw Attempts - 23, vs. Weber State, March 17, 1983.
 Rebounds - 38, vs. Weber State, March 17, 1983.
 Assists - 14, vs. Virginia, March 19, 1983.
 Blocks - 5, vs. Boston College, March 18, 1994.
 Steals - 8, vs. Boston College, March 18, 1994.

NCAA TOTALS

Year	W	L	PCT
1940-41	2	1	.667
1979-80	0	1	.000
1982-83	1	1	.500
1993-94	0	1	.000
Totals	3	4	.429

NIT RECORDS

INDIVIDUAL SINGLE GAME

Points - 32, Isaac Fontaine vs. Texas Tech, March 15, 1995.
 Field Goals - 11, Isaac Fontaine vs. Texas Tech, March 15, 1995.
 Field Goal Attempts - 20, Terrence Lewis vs. New Mexico, March 23, 1992.
 3-Point Field Goals - 6, Terrence Lewis vs. New Mexico, March 23, 1992.
 3-Point Field Goal Attempts - 10, Shamon Antrum vs. Nebraska, March 19, 1996.
 Free Throws - 10, Terrence Lewis vs. Minnesota, March 18, 1992.
 Free Throw Attempts - 11, Terrence Lewis vs. Minnesota, March 18, 1992.
 Rebounds - 11, Carlos Daniel vs. Gonzaga, March 14, 1996 and Mark Hendrickson, vs. Nebraska, March 19, 1996.
 Assists - 11, Donminic Ellison vs. Gonzaga, March 14, 1996.
 Blocks - 3, Carlos Daniel vs. Gonzaga, March 14, 1996.
 Steals - 4, Tyrone Maxey vs. New Mexico, March 23, 1992.

INDIVIDUAL CAREER

Points - 117, Isaac Fontaine (5 games).
 Field Goals - 45, Isaac Fontaine (5 games).
 Field Goal Attempts - 72, Isaac Fontaine (5 games).
 3-Point Field Goals - 12, Shamon Antrum (5 games).
 3-Point Field Goal Attempts - 41, Shamon Antrum (5 games).
 Free Throws - 23, Mark Hendrickson (5 games).
 Free Throw Attempts - 31, Mark Hendrickson (5 games).
 Rebounds - 44, Mark Hendrickson (5 games).
 Assists - 35, Donminic Ellison (5 games).
 Blocks - 6, Carlos Daniel (5 games).
 Steals - 7, Isaac Fontaine (5 games).

TEAM SINGLE GAME

Points - 94, vs. Texas Tech, March 15, 1995.
 Field Goals - 33, vs. Illinois State, March 20, 1995, vs. Gonzaga, March 14, 1996.
 Field Goal Attempts - 70, vs. New Mexico, March 23, 1980.
 3-Point Field Goals - 10, vs. New Mexico, March 23, 1992, vs. Texas Tech, March 15, 1995.
 3-Point Field Goal Attempts - 24, vs. Nebraska, March 19, 1996.
 Free Throws - 27, vs. Minnesota, March 18, 1992.
 Free Throw Attempts - 36, vs. Minnesota, March 18, 1992.
 Rebounds - 41, vs. Gonzaga, March 14, 1996.
 Assists - 19, vs. Canisius, March 23, 1995, vs. Gonzaga, March 14, 1996.
 Blocks - 3, twice.
 Steals - 13, vs. Nebraska, March 19, 1996.

NIT TOTALS

Year	W	L	PCT
1991-92	1	1	.500
1994-95	2	1	.667
1995-96	1	1	.500
Totals	4	3	.571



Isaac Fontaine

NCAA RESULTS

1941 - NCAA First Round (at St. Louis, Mo.)
 Washington State 48, Creighton 39
 1941 - NCAA Semi-Final (at Kansas City, Mo.)
 Washington State 64, Arkansas 53
 1941 - NCAA Championship (at Kansas City, Mo.)
 Wisconsin 39, Washington State 34
 1980 - NCAA First Round (at West Lafayette, Ind.)
 Penn 62, Washington State 55
 1983 - NCAA First Round (at Boise, Idaho)
 Washington State 62, Weber State 52
 1983 - NCAA Second Round (at Boise, Idaho)
 Virginia 54, Washington State 49
 1994 - NCAA First Round (at Landover, Md.)
 Boston College 67, Washington State 64

NIT RESULTS

1992 - NIT First Round (at Pullman, Wash.)
 Washington State 72, Minnesota 70
 1992 - NIT Second Round (at Albuquerque, N.M.)
 New Mexico 79, Washington State 71
 1995 - NIT First Round (at Pullman, Wash.)
 Washington State 94, Texas Tech 82
 1995 - NIT Second Round (at Normal, Ill.)
 Washington State 83, Illinois State 80
 1995 - NIT Third Round (at Buffalo, N.Y.)
 Canisius College 89, Washington State 80
 1996 - NIT First Round (at Pullman, Wash.)
 Washington State 92, Gonzaga 73
 1996 - NIT Second Round (at Lincoln, Neb.)
 Nebraska 82, Washington State 73

WASHINGTON STATE

PLAYERS in the NBA



MARK HENDRICKSON

Year	Team	G	GS	Min	FG%	3F%	FT%	Reb	Ast	Stl	Blk	Pts	Avg
1996-97	Philadelphia	29	1	301	.416	.250	.692	92	3	10	4	85	2.9
1997-98	Sacramento	48	1	737	.389	.000	.825	143	41	26	9	163	3.4
1998-99	New Jersey	22	6	399	.433	.000	.840	68	13	12	1	120	5.5
1999-00	Cleveland	10	—	—	.714	.000	1.00	11	3	2	1	12	1.2
	New Jersey	5	—	—	.000	.000	.500	2	3	0	0	1	0.4
	Total	15	—	71	.625	.000	.750	13	6	2	1	13	0.9

COUGAR DRAFT CHOICES

Year	Player, Team (Round/selection)
1948	Vince Hanson, Baltimore
1950	Ed Gayda, Tri-Cities
1952	Gene Conley, Boston
1955	Ron Bennink, Ft. Wayne (3rd/24th)
1963	Terry Ball, St. Louis (8th/65th) Charlie Sells, St. Louis (10th/83rd)
1965	Ted Werner, St. Louis (5th/44th)
1968	Jim McKean, Seattle (7th/90th)
1969	Ted Wierman, Detroit (4th/47th)
1970	Rick Erickson, San Diego (19th/236th)
1971	Dennis Hogg, Baltimore (7th/111th) Jim Meredith, Cleveland (10th/153rd)
1972	Dan Steward, Seattle (10th/151st)
1976	Ron Davis, Atlanta (5th/70th) Norton Barnhill, Seattle (8th/134th)
1977	Steve Puidokas, Washington (3rd/57th) Harold Rhodes, Portland (8th/170th)
1979	James Donaldson, Seattle (4th/73rd)
1980	Don Collins, Atlanta (1st/18th) Stuart House, Cleveland (3rd/53rd)
1983	Guy Williams, Washington (2nd/34th) Craig Ehlo, Houston (3rd/48th) Steve Harriel, Kansas City (3rd/60th) Aaron Haskins, Kansas City (10th/219th)
1986	Keith Morrison, Sacramento (5th/103rd)
1987	Dwayne Scholten, Washington (6th/128th)
1989	Brian Quinnett, New York (2nd/50th)
1996	Mark Hendrickson, Philadelphia (2nd/31st)

BRIAN QUINNETT

Year	Team	G	GS	Min	FG%	3F%	FT%	Reb	Ast	Stl	Blk	Pts	Avg
1989-90	New York	31	0	193	.328	.000	.667	28	11	3	4	40	1.3
1990-91	New York	68	5	1011	.459	.349	.722	145	53	22	13	319	4.7
1991-92	New York	24	0	190	.384	.384	.571	24	7	7	6	74	3.1
	Dallas	15	0	136	.294	.333	.667	27	5	9	2	41	2.7
	Total	39	0	326	.347	.317	.615	51	12	16	8	115	2.9

COUGAR ON NBA CHAMPIONSHIP TEAMS

1959	Gene Conley, Boston (defeated Minneapolis 4-0)
1960	Gene Conley, Boston (defeated St. Louis 4-3)
1961	Gene Conley, Boston (defeated St. Louis 4-1)

COUGARS IN THE NBA ALL-STAR GAME

NBA All-Star Game	
1988	James Donaldson, Dallas

COUGARS IN THE HALL OF FAME

1984	Marv K. Harshman, Coach
------	-------------------------

DON COLLINS

Year	Team	G	GS	Min	FG%	3F%	FT%	Reb	Ast	Stl	Blk	Pts	Avg
1980-81	Atlanta	47	—	1184	.434	.000	.846	187	115	69	11	597	12.7
	Washington	34	—	661	.463	.000	.673	81	75	35	14	334	9.8
	Total	81	—	1845	.444	.000	.776	268	190	104	25	931	11.5
1981-82	Washington	79	18	1609	.511	.083	.716	196	148	89	24	790	10.0
1982-83	Washington	65	21	1575	.523	.000	.743	210	132	87	30	765	11.8
1983-84	Golden State	61	6	957	.483	.200	.730	129	67	43	14	440	7.2
1984-85	Washington	11	0	91	.353	.000	.88	19	7	7	4	32	2.9

UNIVERSITY

COUGAR BASKETBALL

CRAIG EHLO

Year	Team	G	GS	Min	FG%	3F%	FT%	Reb	Ast	Stl	Blk	Pts	Avg
1983-84	Houston	7	0	63	.407	.000	1.00	9	6	3	0	23	3.3
1984-85	Houston	45	0	189	.493	.000	.633	25	26	11	3	87	1.9
1985-86	Houston	36	0	199	.429	.333	.793	46	29	11	4	98	2.7
1986-87	Cleveland	44	15	890	.414	.172	.707	161	92	40	30	273	6.2
1987-88	Cleveland	79	27	1709	.466	.344	.674	274	206	82	30	563	7.1
1988-89	Cleveland	82	4	1867	.475	.390	.607	295	266	110	19	608	7.4
1989-90	Cleveland	81	64	2894	.464	.419	.681	439	371	126	23	1102	13.6
1990-91	Cleveland	82	68	2766	.445	.329	.679	388	376	121	34	832	10.1
1991-92	Cleveland	63	62	2016	.453	.413	.707	307	238	78	22	776	12.3
1992-93	Cleveland	82	73	2559	.490	.381	.717	403	254	104	22	949	11.6
1993-94	Atlanta	82	0	2147	.446	.348	.727	279	273	136	26	821	10.0
1994-95	Atlanta	49	0	1166	.453	.381	.620	147	113	46	6	477	9.7
1995-96	Atlanta	79	8	1758	.428	.371	.786	256	138	85	9	669	8.5
1996-97	Seattle	62	0	848	.351	.284	.500	110	68	36	4	214	3.5

JAMES DONALDSON

Year	Team	G	GS	Min	FG%	3F%	FT%	Reb	Ast	Stl	Blk	Pts	Avg
1980-81	Seattle	68	—	980	.542	.000	.594	309	42	8	74	359	5.3
1982-82	Seattle	82	1	1710	.609	.000	.629	490	51	27	139	661	8.1
1982-83	Seattle	82	11	1789	.583	.000	.688	501	97	19	101	728	8.9
1983-84	San Diego	82	67	2525	.596	.000	.761	649	90	40	139	969	11.8
1984-85	L.A. Clippers	82	58	2392	.637	.000	.749	668	48	28	130	929	11.3
1985-86	L.A. Clippers	14	14	441	.512	.000	.814	131	12	5	29	143	10.2
	Dallas	69	64	2241	.568	.000	.799	664	8	23	110	573	8.3
	Total	83	78	2682	.558	.000	.803	795	96	28	139	716	8.6
1986-87	Dallas	82	82	3028	.586	.000	.812	973	63	51	136	889	10.8
1987-88	Dallas	81	81	2523	.558	.000	.778	755	66	40	104	571	7.0
1988-89	Dallas	53	53	1746	.573	.000	.766	570	38	24	81	481	9.1
1989-90	Dallas	73	73	2265	.539	.000	.700	630	57	22	47	665	9.1
1990-91	Dallas	82	82	2800	.532	.000	.721	727	69	34	93	819	10.0
1991-92	Dallas	44	32	994	.471	.000	.702	270	31	8	44	273	6.2
	New York	14	0	81	.278	.000	1.00	19	2	0	5	12	0.9
	Total	58	32	1075	.457	.000	.709	289	33	8	49	285	4.9
1992-93	Utah	6	1	94	.571	.000	.556	29	1	1	7	21	3.5
1993-94	Utah	Injured - Did Not Play											
1994-95	Utah	43	40	613	.595	.000	.710	107	14	6	28	110	2.6

OTHER COUGAR NBA PLAYERS

Player	Year	Team	G	GS	Min	FG%	3F%	FT%	Reb	Ast	Stl	Blk	Pts	Avg
Norton Barnhill	1976-77	Seattle	4	—	10	.333	—	.000	3	1	0	0	4	1.0
Gene Conley	1952-53	Boston	39	—	461	.324	—	.581	171	19	0	0	88	2.3
	1958-59	Boston	50	—	663	.328	—	.578	276	19	0	0	209	4.2
	1959-60	Boston	71	—	1330	.373	—	.667	590	32	0	0	478	6.7
	1960-61	Boston	75	—	1242	.370	—	.693	550	40	0	0	472	6.3
	1962-63	New York												
	1963-64	New York												
Ron Davis	1976-77	Atlanta	7	—	67	.229	—	.308	7	2	7	0	20	2.9
Guy Williams	1984-85	Washington	21	0	119	.460	.250	.400	27	9	5	2	61	2.9

COUGARS IN THE NBA PLAYOFFS

- 1953 Gene Conley, Boston (Eastern Conference Finals)
- 1982 Don Collins, Washington (Eastern Conference Semifinals)
James Donaldson, Seattle (Western Conference Semifinals)
- 1983 James Donaldson, Seattle (Western Conference First Round)
- 1985 Craig Ehlo, Houston (Western Conference First Round)
- 1986 James Donaldson, Dallas (Western Conference Semifinals)
Craig Ehlo, Houston (NBA Finals, lost to Boston 4-2)
- 1987 James Donaldson, Dallas (Western Conference First Round)
- 1988 James Donaldson, Dallas (Western Conference Finals)
Craig Ehlo, Cleveland (Eastern Conference First Round)
- 1989 Craig Ehlo, Cleveland (Eastern Conference First Round)
- 1990 James Donaldson (Western Conference First Round)
Craig Ehlo, Cleveland (Eastern Conference First Round)
Brian Quinnett, New York (Eastern Conference Semifinals)
- 1991 Brian Quinnett, New York (Eastern Conference First Round)
- 1992 James Donaldson, New York (Eastern Conference Semifinals)
Craig Ehlo, Cleveland (Eastern Conference Finals)
- 1993 Craig Ehlo, Cleveland (Eastern Conference Semifinals)
- 1994 Craig Ehlo, Atlanta (Eastern Conference Semifinals)
- 1995 James Donaldson, Utah (Western Conference First Round)
Craig Ehlo, Atlanta (Eastern Conference First Round)
- 1996 Craig Ehlo, Atlanta (Eastern Conference Semifinals)
- 1997 Craig Ehlo, Seattle (Western Conference Semifinals)

DID YOU KNOW?

- Gene Conley, who attended WSU from 1948-50, is the only man in history to win both an NBA title and a World Series ring. He won three NBA championships with the Boston Celtics from 1959 to 1961 and was a pitcher with the 1957 World Series champion Milwaukee Braves. Boston defeated St. Louis twice and Minneapolis once for Conley's three rings, while the Braves defeated the New York Yankees.
- James Donaldson, a 1976-79 letterman at WSU, currently ranks sixth in NBA career field goal percentage. Known throughout his career as having a reputation for never taking a bad shot, Donaldson made 57.1 percent of his NBA field goal attempts (3,105-5,442). Donaldson also ranks 27th in NBA career blocks with 1,267 in 957 games (1.3 per game).
- In 1992, two Cougars were traded for each other. Dallas sent long-time center James Donaldson, who lettered at WSU from 1976-79, to the New York Knicks in exchange for forward Brian Quinnett, a WSU letterman from 1985-89.

WASHINGTON STATE

Record Book

INDIVIDUAL RECORDS—ALL GAMES

GAMES PLAYED

- (S) 39, George Hamilton, Ray Johnson, Bob Rennink, Darrol Waller, 1945
(includes four jamboree games)
(C) 127, George Hamilton, 1945, 47-49.

MINUTES PLAYED

- (S) 1,106, Terrence Lewis, 1992
(C) 3,737, Isaac Fontaine, 1994-97

POINTS SCORED

- (G) 45, Brian Quinnett, Loyola Marymount 12/5/86
(S) 657, Isaac Fontaine, 1997
(C) 2,003, Isaac Fontaine, 1994-97

SCORING AVERAGE

- (S) 23.1, Don Collins, 1980
(C) 18.6, Steve Puidokas, 1974-77

FIELD GOALS

- (G) 19, Guy Williams, Idaho State 1/3/83
(S) 253, Don Collins, 1980
(C) 734, Steve Puidokas, 1974-77

FIELD GOAL ATTEMPTS

- (G) 33, Larry Beck, Washington 3/8/57
33, Don Collins, UCLA, 2/24/79
(S) 451, Larry Beck, 1957
(C) 1,499, Steve Puidokas, 1974-77

FIELD GOAL PERCENTAGE

- (G) .923 (12-13), Stuart House, USC 2/23/80
(S) .660 (134-203), Fred Ferguson, 1994
(C) .573 (264-461) Tavares Mack 1993-97

3-POINT FIELD GOALS

- (G) 9, Bennie Seltzer, Stanford 2/27/93
9, Chris Crosby, Idaho 12/21/98
9, Marcus Moore, Gonzaga 12/7/02
(S) 89, Jan-Michael Thomas, 1999
(C) 233, Eddie Hill, 1991-94

3-POINT FIELD GOAL ATTEMPTS

- (G) 16, Bennie Seltzer, Stanford 2/27/93
(S) 220, Jan-Michael Thomas, 1999
(C) 585, Bennie Seltzer, 1990-93

3-POINT FIELD GOAL PERCENTAGE

- (G) 1.000 (6-6), Eddie Hill, Princeton 12/29/92
(S) .486 (36-74), Blake Pengelly, 1997
(C) .457 (208-455), Isaac Fontaine, 1994-97

FREE THROWS

- (G) 23, Bryan Rison, Oregon 2/14/80
(S) 185, Ron Bennink, 1955
(C) 436, Ron Bennink, 1953-55

FREE THROW ATTEMPTS

- (G) 26, Milo McIver, Stanford 2/15/21
26, Bill Rehder, Idaho 1/19/54
26, Larry Beck, Oregon 1/26/57
(S) 294, Milo McIver, 1921
283, Larry Beck, 1956 (modern)
(C) 679, Milo McIver, 1918-21
610, Larry Beck, 1955-57 (modern)

FREE THROW PERCENTAGE

- (G) 1.000 (16-16), Marcus Moore, Arizona State 1/12/02
(S) .885 (54-61), David Sanders, 1988
(C) .829 (121-146), Jan-Michael Thomas 1999-2000

REBOUNDS

- (G) 27, Jim McKean, West Virginia 12/28/66
(S) 323, Ted Werner, 1964
(C) 992, Steve Puidokas, 1974-77

REBOUND AVERAGE

- (S) 12.4, Ted Werner, 1964
(C) 11.0, Jim McKean, 1966-68

ASSISTS

- (G) 15, Donminic Ellison, Cal State-Northridge 1/25/95
(S) 192, Donminic Ellison, 1995
(C) 473, Bennie Seltzer, 1990-93

TURNOVERS

- (G) 14, Tyrone Brown, Idaho 12/1/80
(S) 121, Bryan Rison, 1979
(C) 365, Keith Morrison, 1983-86

BLOCKED SHOTS

- (G) 10, James Donaldson, Seattle U. 12/6/77
(S) 82, James Donaldson, 1978
(C) 176, James Donaldson, 1976-79

STEALS

- (G) 8, Don Collins, Washington 1/5/80
8, Mike Bush, Portland State 12/20/99
(S) 76, Don Collins, 1980
(C) 204, Don Collins, 1977-80

PERSONAL FOULS

- (S) 120, Ted Wierman, 1967
(C) 355, Mark Hendrickson, 1993-96

DISQUALIFICATIONS

- (S) 19, Ted Wierman, 1967
(C) 44, Ted Wierman, 1967-69

INDIVIDUAL RECORDS—CONFERENCE GAMES

GAMES PLAYED

- (S) 20, Bill Chase, Clyde Carlson, Al Hooper, John Kosich, 1938
(C) 72, Keith Morrison, 1983-86
72, Eddie Hill, 1991-94
72, Isaac Fontaine, 1994-97

MINUTES PLAYED

- (S) 712, Steve Harriel, 1983
(C) 2,290, Isaac Fontaine, 1994-97

POINTS SCORED

- (G) 44, Brian Quinnett, USC 1/29/89
(S) .660 (134-203), Fred Ferguson, 1994
(C) 1,199, Isaac Fontaine, 1994-97

SCORING AVERAGE

- (S) 23.4, Don Collins, 1980
(C) 18.3, Jim McKean, 1966-68

FIELD GOALS

- (G) 17, Don Collins, UCLA 2/24/79
(S) 161, Don Collins, 1980
(C) 416, Isaac Fontaine, 1994-97

FIELD GOAL ATTEMPTS

- (G) 33, Larry Beck, Washington 3/8/57
33, Don Collins, UCLA 2/24/79
(S) 283, Don Collins, 1980
(C) 878, Isaac Fontaine, 1994-97

FIELD GOAL PERCENTAGE

- (G) .923 (12-13), Stuart House, USC 2/23/80
(S) .674 (93-138), Fred Ferguson, 1994
(C) .652 (118-181), Fred Ferguson, 1993-94

3-POINT FIELD GOALS

- (G) 9, Bennie Seltzer, Stanford 2/27/93
(S) 53, Bennie Seltzer, 1993
(C) 154, Bennie Seltzer, 1990-93

3-POINT FIELD GOAL ATTEMPTS

- (G) 16, Bennie Seltzer, Stanford 2/27/93
(S) 135, Bennie Seltzer, 1993
(C) 384, Bennie Seltzer, 1990-93

3-POINT FIELD GOAL PERCENTAGE

- (G) .889 (8-9), Donminic Ellison, California 3/11/95
(S) .521 (25-48), Blake Pengelly, 1997
(C) .433(125-289), Isaac Fontaine, 1994-1997

FREE THROWS

- (G) 23, Bryan Rison, Oregon 2/14/80
(S) 140, Ron Bennink, 1955
(C) 294, Larry Beck, 1955-57

FREE THROW ATTEMPTS

- (G) 26, Milo McIver, Stanford 2/15/21
26, Larry Beck, Oregon 1/26/57
(S) 196, Larry Beck, 1956
(C) 410, Larry Beck, 1955-57

FREE THROW PERCENTAGE

- (G) 1.000 (16-16), Marcus Moore, Arizona State 1/12/02
(S) .883 (53-60), David Sanders, 1988
(C) .815 (181-222), Bryan Rison, 1979-80

REBOUNDS

- (G) 24, Ted Werner, UCLA 2/13/65
(S) 196, Ted Werner, 1964
(C) 502, Mark Hendrickson, 1993-96

REBOUND AVERAGE

- (S) 13.1, Ted Werner, 1964
(C) 13.1, Ted Werner, 1964-65

ASSISTS

- (G) 14, Marty Giovacchini, California 2/14/75
(S) 136, Craig Ehlo, 1983
(C) 266, Bennie Seltzer, 1990-93

TURNOVERS

- (G) 10, Marty Giovacchini, Oregon State 2/26/76
10, Bryan Rison, Oregon, 2/17/79
(S) 75, Donminic Ellison 1995
(C) 205, Keith Morrison, 1983-86

BLOCKED SHOTS

- (G) 8, James Donaldson, Stanford 2/25/78
(S) 42, Stuart House, 1980
(C) 85, James Donaldson, 1976-79

STEALS

- (G) 8, Don Collins, Washington 1/5/80
(S) 49, Bryan Rison, 1980
(C) 121, Don Collins, 1977-80

PERSONAL FOULS

- (S) 69, Fred Ferguson, 1994
(C) 212, Otis Jennings, 1983-86,
212, Mark Hendrickson, 1993-96

DISQUALIFICATIONS

- (S) 11, Ted Wierman, 1967
(C) 26, Ted Wierman, 1967-69

(G) - game (S) - season (C) - career

UNIVERSITY RECORD BOOK

TEAM RECORDS ALL GAMES

POINTS SCORED

- (G) 131, Prairie View A&M 1/14/91
(S) 2,688, 1992 (33 games)

SCORING AVERAGE

- (S) 83.5, 1995 (30 games)

FIELD GOALS

- (G) 53, Prairie View A&M 1/14/91
(S) 958, 1992 (33 games)

FIELD GOAL ATTEMPTS

- (G) 99, Montana State 12/5/66
99, Nevada 1/19/72
(S) 1,985, 1992 (33 games)

FIELD GOAL PERCENTAGE

- (G) .737 (28-38), UCLA 1/26/80
(S) .517 (902-1743), 1995 (30 games)

3-POINT FIELD GOALS

- (G) 18, Seattle 12/29/90
18, Gonzaga 12/7/02
(S) 230, 2003 (27 games)

3-POINT FIELD GOAL ATTEMPTS

- (G) 37, Seattle 12/29/90
37, Gonzaga 12/7/02
(S) 641, 2003 (27 games)

3-POINT FIELD GOAL PERCENTAGE

- (G) .800 (12-15), Princeton 12/29/92
.800 (8-10), Arizona State 3/4/95
(S) .408 (140-343), 1988 (29 games)

FREE THROWS

- (G) 38, Santa Clara 12/28/73
(S) 554, 1992 (33 games)

FREE THROW ATTEMPTS

- (G) 55, Oregon 2/14/53
(S) 943, 1953 (34 games)

FREE THROW PERCENTAGE

- (G) 1.000 (19-19), Oregon 3/1/68
1.000 (13-13), Arizona 12/22/87
1.000 (18-18), Stanford 2/15/03
(S) .760 (554-729), 1992 (33 games)

REBOUNDS

- (G) 75, Montana 12/4/59
(S) 1,303, 1960 (26 games)

ASSISTS

- (G) 32, Seattle 12/29/90
(S) 510, 1995 (30 games)

TURNOVERS

- (G) 37, USC 1/10/75
(S) 590, 1974 (29 games)

BLOCKED SHOTS

- (G) 11, Eastern Montana 12/10/77
11, Stanford 2/25/78
(S) 130, 1986 (31 games)

STEALS

- (G) 17, Puerto Rico-Mayaguez 11/30/97
17, Portland State 12/20/99
(S) 254, 1992 (33 games)

PERSONAL FOULS

- (G) 37, Gonzaga 12/23/65
(S) 738, 1952 (35 games)

TEAM RECORDS CONFERENCE GAMES

POINTS SCORED

- (G) 111, Arizona 3/2/95 (2 overtimes)
102, UCLA 2/24/79 (overtime)
101, California 2/1/92 (regulation)
101, Oregon State 2/17/94 (regulation)
(S) 1,452, 1995 (18 games)

SCORING AVERAGE

- (S) 80.7, 1995 (18 games)

FIELD GOALS

- (G) 42, UCLA 2/24/79
(S) 516, 1995 (18 games)

FIELD GOAL ATTEMPTS

- (G) 96, Washington 3/8/57
(S) 1,107, 1991 (18 games)

FIELD GOAL PERCENTAGE

- (G) .737 (28-38), UCLA 1/26/80
(S) .507 (516-1017), 1995 (18 games)

3-POINT FIELD GOALS

- (G) 13, Stanford 2/27/93
(S) 144, 2003 (18 games)

3-POINT FIELD GOAL ATTEMPTS

- (G) 35, Arizona 1/5/91
(S) 403, 2003 (18 games)

3-POINT FIELD GOAL PERCENTAGE

- (G) .800 (8-10), Arizona State 3/4/95
(S) .402 (99-284), 1995 (18 games)

FREE THROWS

- (G) 37, Arizona State 1/13/01
(S) 366, 1980 (18 games)

FREE THROW ATTEMPTS

- (G) 55, Oregon 2/14/53
(S) 493, 1980 (18 games)

FREE THROW PERCENTAGE

- (G) 1.000 (19-19), Oregon 3/1/68
1.000 (13-13), Arizona 12/22/87
1.000 (18-18), Stanford 2/15/03
(S) .743 (266-358), 1992 (18 games)

REBOUNDS

- (G) 61, Oregon 2/28/70
61, Oregon State 3/2/70
(S) 728, 1959 (16 games)

ASSISTS

- (G) 29, Washington 2/6/71
(S) 289, 1995 (18 games)

TURNOVERS

- (G) 37, USC 1/10/75
(S) 341, 1995 (18 games)

BLOCKED SHOTS

- (G) 11, Stanford 1/25/78
(S) 72, 1986 (18 games)

STEALS

- (G) 16, UCLA 2/5/77
16, Arizona State 3/5/79
16, Arizona 3/3/88
16, Arizona State 2/8/01
(S) 152, 1999 (18 games)

PERSONAL FOULS

- (G) 33, Stanford 1/14/90
(S) 418, 1999 (18 games)

(G) - game

(S) - season

MARGIN OF VICTORY (ALL-TIME)

- 60 (71-11), at Montana, 1914
59 (72-13), at Almira AC, 1917
58 (83-25), LCSC, 1931
57 (63-6), at Davenport HS, 1917
54 (65-11), Endicott AC, 1913
54 (93-39), Delaware St. at Akron, 1989
53 (55-2), Almira AC, 1915
52 (72-20), at Whitman, 1933
52 (72-20), at Almira, 1916
51 (54-3), Whitman, 1914

MARGIN OF VICTORY (SINCE 1945)

- 54 (93-39), Delaware St. at Akron, 1989
48 (98-50), Oral Roberts, 1994
48 (103-55), Prairie View A&M, 2002
47 (106-59), CS-Northridge, 1995
46 (114-68), Grambling State at El Paso, 1999
45 (90-45), Simon Fraser, 1990
45 (104-59), Central Washington, 1995
42 (68-26), Whitman, 1946
42 (131-89), Prairie View A&M, 1991
42 (104-62), Central Connecticut, 1992
42 (109-67), San Francisco State, 1992
41 (106-65), Nevada-Reno, 1972
41 (95-54), San Jose State, 1997
40 (81-41), Eastern Wash., 1990
39 (105-66), Alabama State, 1995
38 (75-37), Fort Wright, 1945
38 (71-33), Whitman, 1948
38 (119-81), Alcorn State, 1992
38 (91-53), UC-Irvine, 1997

MARGIN OF DEFEAT (ALL-TIME ONLY)

- 52 (93-41), UCLA, 1965
51 (96-45), Arizona State, 2002
49 (94-45), Stanford, 1999
46 (98-52), Michigan State, 1979
45 (86-41), Washington, 1951
44 (121-77), UCLA, 1964
42 (85-43), Stanford, 1989
41 (98-57), California, 1973
41 (96-55), Arizona State, 2003
39 (91-52), Tulane, 1956
39 (100-61), UCLA, 1999
38 (seven times)

RECORD BOOK

SEASON LEADERS—ALL GAMES

SCORING

No.	Player	Year	G	Avg	Pts
1.	Isaac Fontaine	1997	30	21.9	657
2.	Don Collins	1980	28	23.1	647
3.	Vince Hanson	1945	38	15.6	592
4.	Terrence Lewis	1992	33	17.4	575
5.	Steve Puidokas	1975	25	22.4	559
6.	Isaac Fontaine	1995	30	18.5	555
7.	Isaac Fontaine	1996	29	18.1	525
8.	Brian Quinnett	1989	28	18.4	516
9.	Joe Wallace	1985	28	18.1	507
10.	Larry Beck	1956	26	19.4	506

SCORING AVERAGE

No.	Player	Year	G	Pts	Avg
1.	Don Collins	1980	28	647	23.1
2.	Steve Puidokas	1975	25	559	22.4
3.	Isaac Fontaine	1997	30	657	21.9
4.	Jim McKean	1968	25	490	19.6
5.	Larry Beck	1956	26	506	19.4
6.	Larry Beck	1957	26	497	19.1
7.	Jim McKean	1967	26	482	18.54
8.	Isaac Fontaine	1995	30	555	18.50
9.	Terry Ball	1961	26	480	18.46
10.	Brian Quinnett	1989	28	516	18.4

FIELD GOALS

No.	Player	Year	G	FG
1.	Don Collins	1980	28	253
2.	Vince Hanson	1945	38	242
3.	Isaac Fontaine	1997	30	220
4.	Steve Puidokas	1975	25	218
5.	Brian Quinnett	1989	28	210
6.	Harold Rhodes	1977	27	209
7.	Terrence Lewis	1992	33	203
8.	Joe Wallace	1985	28	200
9.	Isaac Fontaine	1995	30	199
10.	Ron Davis	1976	26	190

FIELD GOAL ATTEMPTS

No.	Player	Year	G	FG
1.	Larry Beck	1957	26	451
2.	Isaac Fontaine	1997	30	443
3.	Steve Puidokas	1975	25	442
4.	Brian Quinnett	1989	28	437
5.	Mike Dolven	1973	26	433
6.	Charlie Sells	1962	26	427
7.	Don Collins	1980	28	424
8.	Dan Steward	1972	26	422
	Terrence Lewis	1992	33	422
10.	Terry Ball	1961	26	418

FIELD GOAL PERCENTAGE

No.	Player	Year	G	FG-FGA	Pct
1.	Fred Ferguson	1994	31	134-203	.660
2.	Mark Hendrickson	1995	30	183-292	.627
3.	Ken Critton	1992	33	131-215	.609
4.	Don Collins	1980	28	253-424	.597
5.	Dwayne Scholten	1987	28	120-204	.588
6.	Ronnie Joyner	1982	28	92-161	.571
7.	Ken Critton	1991	28	99-174	.569
8.	Guy Williams	1983	15	119-210	.567
9.	Norton Barnhill	1976	24	100-177	.565
10.	Aaron Haskins	1983	30	112-199	.563

3-POINT FIELD GOALS

No.	Player	Year	G	FG
1.	Jan-Michael Thomas	1999	28	89
2.	Eddie Hill	1994	31	83
3.	Bennie Seltzer	1993	27	78
4.	Eddie Hill	1993	27	77
5.	Isaac Fontaine	1997	30	75
6.	Terrence Lewis	1992	33	74
7.	Thomas Kelati	2004	29	71
8.	Isaac Fontaine	1996	29	66
9.	Terrence Lewis	1991	28	63
10.	Bennie Seltzer	1990	28	62
	Thomas Kelati	2003	27	62

3-POINT FIELD GOAL ATTEMPTS

No.	Player	Year	G	FGA
1.	Jan-Michael Thomas	1999	28	220
2.	Eddie Hill	1994	31	202
3.	Bennie Seltzer	1993	27	201
4.	Terrence Lewis	1992	33	192
5.	Eddie Hill	1993	27	182
6.	Jerry McNair	2002	27	173
7.	Isaac Fontaine	1997	30	170
8.	Bennie Seltzer	1990	28	161
9.	Thomas Kelati	2004	29	160
	Terrence Lewis	1991	28	151
	Shamon Antrum	1995	30	151
	Chris Crosby	2000	28	151

3-POINT FIELD GOAL PERCENTAGE

No.	Player	Year	G	FG-FGA	Pct
1.	Blake Pengelly	1997	30	36-74	.486
2.	Isaac Fontaine	1996	29	66-136	.485
3.	Thomas Kelati	2003	27	62-136	.456
4.	Isaac Fontaine	1995	30	36-80	.450
5.	Isaac Fontaine	1994	31	31-69	.449
6.	Thomas Kelati	2004	29	71-160	.444
7.	Brian Wright	1988	29	34-77	.442
8.	Isaac Fontaine	1997	30	75-170	.441
9.	Eddie Hill	1992	33	42-98	.429
10.	Joe Wallace	1987	26	50-117	.427

FREE THROWS

No.	Player	Year	G	FT
1.	Ron Bennink	1955	26	185
2.	Milo McIvor	1921	28	184
3.	Larry Beck	1956	26	182
4.	Larry Beck	1957	26	165
5.	Ron Bennink	1954	27	157
6.	Jim McKean	1968	25	150
7.	Terry Ball	1961	26	150
8.	Bob Moss	1920	20	149
9.	Eric Roberts	1952	35	148
10.	Jim McKean	1967	26	144

FREE THROW ATTEMPTS

No.	Player	Year	G	FTA
1.	Milo McIvor	1921	28	294
2.	Larry Beck	1956	26	283
3.	Ron Bennink	1955	26	233
4.	Bob Moss	1920	20	219
5.	Larry Beck	1957	26	218
6.	Roy Bohler	1917	26	215
7.	Roy Bohler	1915	21	213
8.	Roy Bennink	1954	27	210
9.	Larry Sampson	1914	22	206
10.	Milo McIvor	1919	21	203

FREE THROW PERCENTAGE

No.	Player	Year	G	FG-FGA	Pct
1.	David Sanders	1988	29	54-61	.885
2.	Byron Vadset	1963	25	119-138	.862
3.	Joe Wallace	1986	31	67-78	.859
4.	Chris Crosby	1999	29	75-89	.843
5.	Bryan Rison	1980	28	139-166	.8373
6.	Jan-Michael Thomas	1999	28	77-92	.8370
7.	Terry Kelly	1978	27	70-84	.8330
8.	Neil Derrick	1992	32	132-159	.830
9.	Byron Vadset	1962	26	57-69	.826
	Terrence Lewis	1992	33	95-115	.826

FOULS

No.	Player	Year	G	F
1.	Ted Wierman	1967	26	120
2.	Gene Conley	1950	32	115
3.	Fred Ferguson	1994	31	111
4.	Brian Paine	1992	33	108
5.	Bill Rehder	1953	34	107
	Ken Critton	1992	33	107
7.	Otis Jennings	1984	28	106
8.	Ted Wierman	1968	25	105
9.	George Rosser	1951	32	104
	George Rosser	1952	35	104
	Ray Stein	1966	26	104
	Otis Jennings	1986	31	104
	Kojo Mensah-Bonsu	1999	29	104

REBOUNDS

No.	Player	Year	G	Avg	Reb
1.	Ted Werner	1964	26	12.4	323
2.	James Donaldson	1978	27	11.3	305
3.	Jim McKean	1967	26	11.7	304
4.	Ted Werner	1965	26	11.4	296
5.	Charlie Sells	1962	26	11.0	286
6.	John Maras	1959	26	11.0	285
7.	Charlie Sells	1960	24	11.8	283
8.	James Donaldson	1979	26	10.8	281
9.	Jim McKean	1966	26	10.6	275
10.	Ken Critton	1992	33	8.2	270

REBOUNDING AVERAGE

No.	Player	Year	G	Reb	Avg
1.	Ted Werner	1964	26	323	12.4
2.	Charlie Sells	1960	24	283	11.8
3.	Jim McKean	1967	26	304	11.7
4.	Ted Werner	1965	26	296	11.4
5.	James Donaldson	1978	27	305	11.3
6.	Charlie Sells	1962	26	286	11.0
7.	John Maras	1959	26	285	10.96
8.	James Donaldson	1979	26	281	10.8
9.	Jim McKean	1968	25	265	10.6
10.	Jim McKean	1966	26	275	10.57

ASSISTS

No.	Player	Year	G	Avg	Ast
1.	Donminic Ellison	1995	28	6.9	192
2.	Donminic Ellison	1996	27	5.6	151
3.	Brad Jackson	1974	29	5.0	145
4.	Keith Morrison	1985	28	4.9	137
5.	Craig Ehlo	1983	30	4.5	135
6.	Marcus Moore	2002	27	4.9	131
7.	Keith Morrison	1986	30	4.3	129
8.	Bennie Seltzer	1993	27	4.7	127
9.	Bennie Seltzer	1992	33	3.7	123
10.	Blake Pengelly	1998	29	4.1	120

RECORD BOOK

SEASON LEADERS ALL GAMES (CONTINUED)

ASSISTS AVERAGE

No.	Player	Year	G	Ast	Avg
1.	Donminic Ellison	1995	28	192	6.9
2.	Donminic Ellison	1996	27	151	5.6
3.	Brad Jackson	1974	29	145	5.0
4.	Keith Morrison	1985	28	137	4.89
5.	Marcus Moore	2002	27	131	4.85
6.	Bennie Seltzer	1993	27	127	4.7
7.	Marcus Moore	2003	18	84	4.67
8.	Craig Ehlo	1983	30	135	4.5
9.	Dan Steward	1971	26	118	4.5
10.	Keith Morrison	1986	30	129	4.3

TURNOVERS

No.	Player	Year	G	TO
1.	Bryan Rison	1979	27	121
2.	Brad Jackson	1974	29	120
3.	Donminic Ellison	1995	28	114
4.	Tyrone Brown	1981	26	108
5.	Keith Morrison	1984	28	107
	Keith Morrison	1985	28	107
	Otis Jennings	1986	31	107
8.	Craig Ehlo	1983	30	106
9.	Marty Giovacchini	1975	26	104
10.	Bryan Rison	1980	28	102

BLOCKS

No.	Player	Year	G	Blk
1.	James Donaldson	1978	27	82
2.	James Donaldson	1979	26	76
3.	Stuart House	1980	28	69
4.	Carlos Daniel	1997	29	45
5.	Todd Anderson	1988	29	40
6.	Otis Jennings	1986	31	37
	Fred Ferguson	1994	31	37
8.	Rob Corkrum	1991	27	36
9.	Carlos Daniel	1998	28	34
	Milton Riley	2003	20	34

STEALS

No.	Player	Year	G	Stl
1.	Don Collins	1980	28	76
2.	Don Collins	1979	27	71
3.	Bryan Rison	1980	28	70
4.	Keith Morrison	1986	30	60
5.	Craig Ehlo	1983	30	59
6.	Ken McFadden	1981	27	57
7.	Keith Morrison	1985	28	56
8.	Neil Derrick	1992	32	55
9.	Marcus Moore	2002	27	55
10.	Mike Bush	2000	28	54

MINUTES

No.	Player	Year	G	Min
1.	Terrence Lewis	1992	33	1106
2.	Keith Morrison	1986	30	1105
3.	Steve Harriel	1982	30	1047
4.	Keith Morrison	1985	28	1031
5.	Isaac Fontaine	1997	30	1028
6.	Carlos Daniel	1997	29	1018
7.	Steve Harriel	1983	29	1017
8.	Blake Pengelly	1998	29	1002
9.	Shamon Antrum	1995	30	1000
	Isaac Fontaine	1995	30	1000

CAREER LEADERS—ALL GAMES

SCORING

No.	Player	Years	G	Avg	Pts
1.	Isaac Fontaine	1994-97	120	16.7	2003
2.	Steve Puidokas	1974-77	102	18.6	1894
3.	Don Collins	1977-80	106	14.7	1563
4.	Mark Hendrickson	1993-96	108	13.9	1496
5.	Marcus Moore	2001-04	102	14.3	1458
6.	Bennie Seltzer	1990-93	116	12.3	1423
7.	Jim McKean	1966-68	77	18.3	1411
8.	Brian Quinnett	1985-87, 89	111	12.5	1393
9.	Chris Crosby	1997-00	115	11.6	1333
10.	Joe Wallace	1984-87	110	12.0	1317
11.	Carlos Daniel	1995-98	113	11.4	1285
12.	Larry Beck	1955-57	78	16.2	1262
13.	Eddie Hill	1991-94	119	10.4	1242
14.	Ron Bennink	1953-55	87	14.0	1222
15.	Terry Ball	1960-62	74	15.8	1169
16.	Vince Hanson	1943, 45-46, 48	97	11.9	1153
17.	Steve Harriel	1979, 81-83	114	10.7	1147
18.	Keith Morrison	1983-86	116	9.3	1077
19.	Terry Kelly	1977-80	109	10.6	1071
20.	Ed Gayda	1947-50	116	9.1	1061
	Mike Bush	1999-2002	95	11.2	1061
22.	Ted Wierman	1967-69	77	13.6	1047
23.	Dennis Hogg	1969-71	77	13.5	1037
24.	Peter Mullins	1951-53	101	10.1	1021

SCORING AVERAGE

No.	Player	Years	G	Pts	Avg
1.	Steve Puidokas	1974-77	102	1894	18.6
2.	Jim McKean	1966-68	77	1411	18.3
3.	Isaac Fontaine	1994-97	120	2003	16.7
4.	Terrence Lewis	1991-92	61	990	16.22
5.	Larry Beck	1955-57	78	1262	16.17
6.	Terry Ball	1960-62	74	1169	15.8
7.	Neil Derrick	1991-92	59	898	15.2
8.	Don Collins	1977-80	106	1563	14.7
9.	Ron Davis	1975-76	52	744	14.3
10.	Marcus Moore	2001-04	102	1458	14.29

FIELD GOALS

No.	Player	Years	G	FG
1.	Steve Puidokas	1974-77	102	734
2.	Isaac Fontaine	1994-97	120	692
3.	Don Collins	1977-80	106	614
4.	Brian Quinnett	1985-87, 89	111	581
5.	Joe Wallace	1984-87	110	536
6.	Mark Hendrickson	1993-96	108	525
7.	Bennie Seltzer	1990-93	116	499
8.	Jim McKean	1966-68	77	497
9.	Carlos Daniel	1995-98	113	491
10.	Marcus Moore	2001-04	102	481

FIELD GOAL ATTEMPTS

No.	Player	Years	G	FGA
1.	Steve Puidokas	1974-77	102	1499
2.	Isaac Fontaine	1994-97	120	1421
3.	Marcus Moore	2001-04	102	1250
4.	Brian Quinnett	1985-87, 89	111	1193
5.	Charlie Sells	1960-62	76	1171
6.	Joe Wallace	1984-87	110	1145
7.	Don Collins	1977-80	106	1097
8.	Bennie Seltzer	1990-93	116	1095
9.	Terry Ball	1960-62	74	1074
10.	Larry Beck	1955-57	78	1073

FIELD GOAL PERCENTAGE

No.	Player	Years	G	FG-FGA	Pct
1.	Tavares Mack	1993-97	104	264-461	.573
2.	Mark Hendrickson	1993-96	108	525-926	.567
3.	Don Collins	1977-80	106	614-1097	.560
4.	James Donaldson	1976-79	84	289-533	.542
5.	Aaron Haskins	1980-83	115	252-480	.525
6.	Carlos Daniel	1995-98	113	491-958	.513
7.	Norton Barnhill	1974-76	71	231-456	.507
8.	Jim Meredith	1969-71	76	384-762	.504
9.	Keith Morrison	1983-86	116	384-767	.501
10.	Ron Davis	1975-76	52	310-627	.494

3-POINT FIELD GOALS

No.	Player	Years	G	FG
1.	Eddie Hill	1991-94	119	233
2.	Bennie Seltzer	1990-93	116	230
3.	Isaac Fontaine	1994-97	120	208
4.	Chris Crosby	1997-00	115	202
5.	Marcus Moore	2001-04	102	152
6.	Thomas Kelati	2002-04	83	151
7.	Jan-Michael Thomas	1999-00	50	140
8.	Terrence Lewis	1991-92	61	137
9.	Donminic Ellison	1994-96	84	128
	Jerry McNair	2001-03	70	128

3-POINT FIELD GOAL ATTEMPTS

No.	Player	Years	G	FGA
1.	Bennie Seltzer	1990-93	116	585
2.	Eddie Hill	1991-94	119	561
3.	Chris Crosby	1997-00	115	516
4.	Marcus Moore	2001-04	102	503
5.	Isaac Fontaine	1994-97	120	455
6.	Jan-Michael Thomas	1999-00	50	366
7.	Jerry McNair	2001-03	70	357
8.	Thomas Kelati	2002-04	83	350
9.	Terrence Lewis	1991-92	61	343
10.	Donminic Ellison	1994-96	84	322

3-POINT FIELD GOAL PERCENTAGE

No.	Player	Years	G	FG-FGA	Pct
1.	Isaac Fontaine	1994-97	120	208-455	.457
2.	Thomas Kelati	2002-04	83	151-350	.431
3.	Joe Wallace	1984-87	110	50-117	.427
4.	Eddie Hill	1991-94	119	233-561	.415
5.	Blake Pengelly	1997-00	93	119-296	.402
6.	Terrence Lewis	1991-92	61	137-343	.399
7.	Donminic Ellison	1994-96	84	128-322	.398
8.	Bennie Seltzer	1990-93	116	230-585	.393
9.	Chris Crosby	1997-00	115	202-516	.391
10.	Shamon Antrum	1995-96	59	113-294	.384

FREE THROWS

No.	Player	Years	G	FT
1.	Ron Bennink	1953-55	87	436
2.	Larry Beck	1955-57	78	429
3.	Steve Puidokas	1974-77	102	426
4.	Jim McKean	1966-68	77	417
5.	Isaac Fontaine	1994-97	120	411
6.	Mark Hendrickson	1993-96	108	400
7.	Milo McIvor	1918-21	84	395
8.	Terry Ball	1960-62	74	347
9.	Marcus Moore	2001-04	102	344
10.	Don Collins	1977-80	106	335

RECORD BOOK

CAREER LEADERS—ALL GAMES (CONTINUED)

FREE THROW ATTEMPTS

No.	Player	Years	G	FTA
1.	Milo McIvor	1918-21	84	679
2.	Larry Beck	1955-57	78	610
3.	Ron Bennink	1953-55	87	603
4.	Roy Bohler	1915-17	68	596
5.	Steve Puidokas	1974-77	102	576
6.	Mark Hendrickson	1993-96	108	547
7.	Jim McKean	1966-68	77	535
8.	Isaac Fontaine	1994-97	120	530
9.	Terry Ball	1960-62	74	472
10.	Keith Morrison	1983-86	116	460

FREE THROW PERCENTAGE

No.	Player	Years	G	FG-FGA	Pct
1.	Jan-Michael Thomas	1999-00	50	121-146	.829
2.	Byron Vadset	1962-64	77	255-309	.825
3.	Bryan Rison	1979-80	55	231-287	.8048
4.	Terry Kelly	1977-80	109	177-220	.8045
5.	Eddie Hill	1991-94	119	151-188	.803
6.	Terrence Lewis	1991-92	61	143-179	.799
7.	Joe Wallace	1984-87	110	245-308	.795
8.	Chris Crosby	1997-00	115	241-308	.782
9.	Jim McKean	1966-68	77	417-535	.7794
10.	Shamon Antrum	1995-96	59	183-235	.7787

FOULS

No.	Player	Years	G	F
1.	Mark Hendrickson	1993-96	108	335
2.	Carlos Daniel	1995-98	113	331
3.	Otis Jennings	1983-86	105	327
4.	Milton Riley	2000-03	98	326
5.	Ted Wierman	1967-69	77	318
6.	Joe Wallace	1984-87	110	313
7.	Bennie Seltzer	1990-93	116	310
8.	Don Collins	1977-80	106	308

REBOUNDS

No.	Player	Years	G	Avg	Reb
1.	Steve Puidokas	1974-77	102	9.7	992
2.	Mark Hendrickson	1993-96	108	8.6	927
3.	Jim McKean	1966-68	77	11.0	844
4.	Ted Werner	1963-65	77	10.87	837
5.	Charlie Sells	1960-62	76	10.88	827
6.	Carlos Daniel	1995-98	113	6.9	775
7.	John Maras	1958-60	78	9.1	708
8.	Stuart House	1977-80	109	6.3	687
9.	James Donaldson	1976-79	84	8.1	677
10.	Ted Wierman	1967-69	77	8.7	667

REBOUNDING AVERAGE

No.	Player	Years	G	Reb	Avg
1.	Jim McKean	1966-68	77	844	11.0
2.	Charlie Sells	1960-62	76	827	10.88
3.	Ted Werner	1963-65	77	837	10.87
4.	Steve Puidokas	1974-77	102	992	9.7
5.	John Maras	1958-60	78	708	9.1

ASSISTS

No.	Player	Years	G	Avg	Ast
1.	Bennie Seltzer	1990-93	116	4.1	473
2.	Keith Morrison	1983-86	116	3.9	456
3.	Donminic Ellison	1994-96	84	5.3	441
4.	Marcus Moore	2001-04	102	4.1	423
5.	Marty Giovacchini	1974-77	104	3.56	371
6.	Blake Pengelly	1997-00	93	3.48	324
7.	Dan Steward	1970-72	78	3.55	277
8.	Isaac Fontaine	1994-97	120	2.2	269
9.	Brad Jackson	1972-74	78	3.3	263
10.	Anthony Kidd	1986-89	104	2.5	255

ASSISTS AVERAGE

No.	Player	Years	G	Ast	Avg
1.	Donminic Ellison	1994-96	84	441	5.3
2.	Marcus Moore	2001-04	102	423	4.15
3.	Bennie Seltzer	1990-93	116	473	4.08
4.	Keith Morrison	1983-86	116	456	3.9
5.	Marty Giovacchini	1974-77	104	371	3.56
6.	Dan Steward	1970-72	78	277	3.55

TURNOVERS

No.	Player	Years	G	TO
1.	Keith Morrison	1983-86	116	365
2.	Marcus Moore	2001-04	102	348
3.	Marty Giovacchini	1974-77	104	331
4.	Isaac Fontaine	1994-97	120	326
5.	Bennie Seltzer	1990-93	116	297
	Donminic Ellison	1994-96	84	297
7.	Steve Puidokas	1974-77	102	274
8.	Edgar Jeffries	1973-76	104	273

BLOCKS

No.	Player	Years	G	Blk
1.	James Donaldson	1976-79	84	176
2.	Carlos Daniel	1995-98	113	136
3.	Stuart House	1977-80	109	118
4.	Otis Jennings	1983-86	105	116
5.	Rob Corkrum	1991-93,	111	94
		95		
6.	Milton Riley	1999-2003	98	91
7.	Todd Anderson	1985-88	113	89
8.	Joe Wallace	1984-87	110	80
9.	Fred Ferguson	1993-94	57	56
10.	Tavares Mack	1994-97	104	55

STEALS

No.	Player	Years	G	Stl
1.	Don Collins	1977-80	106	204
2.	Keith Morrison	1983-86	116	191
3.	Marcus Moore	2001-04	102	168
4.	Isaac Fontaine	1994-97	120	161
5.	Mike Bush	1999-2002	95	149
6.	Bennie Seltzer	1990-93	116	147
7.	Brian Wright	1985-89	113	122
8.	Bryan Rison	1979-80	55	119
9.	Terry Kelly	1977-80	109	107
10.	Neil Derrick	1991-92	59	95

MINUTES

No.	Player	Years	G	Min
1.	Isaac Fontaine	1994-97	120	3737
2.	Steve Puidokas	1974-77	102	3592
3.	Mark Hendrickson	1993-96	108	3570
4.	Keith Morrison	1983-86	116	3530
5.	Marcus Moore	2001-04	102	3410
6.	Bennie Seltzer	1990-93	116	3227
7.	Brian Quinnett	1985-87,	111	3193
		89		
8.	Brian Wright	1985-89	113	3185
9.	Carlos Daniel	1995-98	113	3162
10.	Steve Harriel	1979,	114	3152
		81-83		



Bennie Seltzer, 1990-93

RECORD BOOK


30-POINT GAMES

Name	Points	Opponent	Date	Site
Brian Quinnett	45	Loyola-Marymount	Dec. 5, 1986	Iowa City
Brian Quinnett	44	USC	Jan. 29, 1989	Pullman
Guy Williams	43	Idaho State	Jan. 3, 1983	Pullman
Steve Puidokas	42	Gonzaga	Jan. 2, 1975	Spokane
Marcus Moore	42	Gonzaga	Dec. 7, 2002	Pullman
J Locklier	40	Centenary	March 2, 2002	Pullman
Stuart House	38	Washington	Jan. 5, 1980	Seattle
Isaac Fontaine	38	Arizona	Mar. 2, 1995	Pullman
Chris Crosby	38	Idaho	Dec. 21, 1998	Moscow
Terry Ball	37	Montana State	Feb. 26, 1960	Bozeman
Don Collins	37	UCLA	Feb. 21, 1980	Los Angeles
Craig Ehlo	37	Washington	Mar. 12, 1983	Seattle
Larry Beck	36	Stanford	Feb. 24, 1956	Pullman
Don Collins	36	UCLA	Feb. 24, 1979	Pullman
Don Collins	36	USC	Jan. 24, 1980	Pullman
Bennie Seltzer	36	Stanford	Feb. 27, 1993	Pullman
Jim McKean	35	Nebraska	Dec. 12, 1966	Lincoln
Steve Puidokas	35	San Diego State	Dec. 2, 1974	Pullman
Stuart House	35	Arizona	Mar. 1, 1980	Pullman
Marcus Moore	35	Oregon	Jan. 26, 2002	Pullman
Marcus Moore	35	San Jose State	Nov. 23, 2002	Pullman
Marcus Moore	35	Arizona	Jan. 9, 2003	Tucson
Vince Hanson	34	Washington	Feb. 10, 1945	Pullman
Larry Beck	34	UCLA	Jan. 13, 1956	Pullman
Larry Beck	34	Idaho	Mar. 10, 1956	Pullman
Dan Steward	34	California	Jan. 8, 1972	Berkeley
Don Collins	34	Stanford	Jan. 12, 1980	Pullman
Terrence Lewis	34	Idaho	Dec. 5, 1991	Pullman
Jan-Michael Thomas	34	Arizona	Jan. 7, 1999	Tucson
Marcus Moore	34	Oregon	Feb. 21, 2002	Eugene
Larry Beck	33	Oregon	Jan. 25, 1957	Pullman
Jim McKean	33	California	Feb. 17, 1968	Lincoln
Joe Wallace	33	Oregon	Feb. 16, 1985	Eugene
Isaac Fontaine	33	Michigan State	Nov. 27, 1993	Bayamon, PR
Isaac Fontaine	33	Texas	Dec. 28, 1995	El Paso
Isaac Fontaine	33	UCLA	Mar. 8, 1997	Pullman
Chris Crosby	33	California	Feb. 26, 2000	Pullman
Gale Bishop	32	Oregon	Feb. 12, 1946	Eugene
Ron Bennink	32	Oregon State	Feb. 19, 1955	Pullman
Jim McKean	32	Washington	Jan. 21, 1967	Pullman
Jim McKean	32	Oregon State	Jan. 13, 1968	Pullman
Jim Meredith	32	USC	Feb. 7, 1970	Pullman
Don Collins	32	Gonzaga	Dec. 5, 1979	Spokane
Don Collins	32	Arkansas-Little Rock	Dec. 18, 1979	Pullman
Steve Harriel	32	Arizona State	Jan. 13, 1983	Pullman
David Sanders	32	Stanford	Jan. 16, 1988	Stanford
Neil Derrick	32	Loyola Marymount	Nov. 23, 1991	Los Angeles
Bennie Seltzer	32	UCLA	March 4, 1993	Los Angeles
Bennie Seltzer	32	Washington	March 13, 1993	Seattle
Isaac Fontaine	32	Texas Tech	Mar. 15, 1995	Pullman
Isaac Fontaine	32	Arizona	Jan. 30, 1997	Pullman
Larry Beck	31	Idaho	Mar. 9, 1956	Moscow
Larry Beck	31	Oregon	Jan. 26, 1957	Pullman
Byron Vadset	31	Montana State	Jan. 12, 1963	Pullman
Byron Vadset	31	Stanford	Feb. 7, 1964	Palo Alto
Ted Wierman	31	California	Feb. 17, 1967	Berkeley
Jim McKean	31	Nebraska	Dec. 9, 1967	Pullman
Jim McKean	31	Stanford	Feb. 19, 1968	Pullman
Mike Dolven	31	Washington	Feb. 2, 1973	Seattle
Steve Puidokas	31	San Diego	Jan. 29, 1974	San Diego
Don Collins	31	UCLA	Jan. 26, 1980	Pullman
Don Collins	31	Oregon	Feb. 14, 1980	Pullman
Bryan Rison	31	Oregon	Feb. 14, 1980	Pullman
Stuart House	31	USC	Feb. 23, 1980	Los Angeles
Joe Wallace	31	Nebraska	Dec. 22, 1985	Lincoln
Bennie Seltzer	31	Oregon	Jan. 21, 1993	Pullman
Isaac Fontaine	31	Washington	Jan. 18, 1997	Pullman
Marcus Moore	31	Idaho	Dec. 4, 2001	Pullman
Gale Bishop	30	Oregon	Feb. 2, 1946	Pullman
Larry Beck	30	Montana	Dec. 7, 1956	Pullman
Randy Stoll	30	West Virginia	Dec. 28, 1966	Portland
Steve Puidokas	30	Washington	Mar. 8, 1975	Seattle
Terry Kelly	30	Idaho	Jan. 18, 1978	Moscow
Todd Anderson	30	UCLA	Mar. 11, 1988	Tucson
Terrence Lewis	30	Washington	Jan. 11, 1992	Seattle
Bennie Seltzer	30	Arizona State	Feb. 13, 1993	Pullman
Donminic Ellison	30	Arizona State	Mar. 4, 1995	Pullman
Donminic Ellison	30	California	Mar. 11, 1995	Berkeley
Isaac Fontaine	30	Michigan	Dec. 29, 1996	Honolulu

20-REBOUND GAMES

Name	Rebounds	Opponent	Date	Site
Jim McKean	27	West Virginia	Dec. 28, 1966	Portland
Ted Werner	24	UCLA	Feb. 13, 1965	Pullman
James Donaldson	24	Seattle Pacific	Nov. 24, 1978	Spokane
Charlie Sells	23	Gonzaga	Dec. 14, 1959	Pullman
Bill Rehder	21	Montana	Dec. 22, 1954	Pullman
Charlie Sells	21	Idaho	Dec. 29, 1959	Portland
Ted Werner	21	Idaho	Dec. 10, 1963	Pullman
Dwayne Scholten	21	Delaware	Dec. 6, 1986	Iowa City
Ted Werner	20	USC	Feb. 22, 1964	Pullman
Jim McKean	20	Montana State	Dec. 5, 1966	Pullman

*Jim McKean
(1966-68)*



*Brian Quinnett
(1985-87, 89)*

RECORD BOOK

YEARLY RESULTS

Year	Coach	Overall			Conference				Place
		W	L	Pct.	Conference	W	L	Pct.	
1901-02	John B. Evans	0	2	.000	Independent				
1902-03	John B. Evans	2	2	.500	Independent				
1903-04	John N. Ashmore	2	1	.667	Independent				
1904-05	John N. Ashmore	3	2	.600	Independent				
1905-06	Everett M. Sweeley	5	5	.500	Independent				
1906-07	Everett M. Sweeley	5	4	.555	Independent				
1907-08	John R. Bender	12	3	.800	Independent				
1908-09	J. Fred Bohler	10	6	.625	Independent				
1909-10	J. Fred Bohler	12	3	.800	Northwest	8	0	1.000	1st
1910-11	J. Fred Bohler	3	16	.158	Northwest	0	10	.000	5th
1911-12	J. Fred Bohler	5	12	.294	Northwest	3	10	.231	4th
1912-13	J. Fred Bohler	15	4	.789	Northwest	12	4	.750	1st
1913-14	J. Fred Bohler	13	10	.565	Northwest	8	4	.667	2nd
1914-15	J. Fred Bohler	17	6	.739	Northwest	9	5	.643	2nd
1915-16	J. Fred Bohler	18	3	.857	Northwest	8	2	.800	1st
1916-17	J. Fred Bohler	25	1	.962	Northwest	8	1	.889	1st
1917-18	J. Fred Bohler	7	12	.368	Independent				
1918-19	J. Fred Bohler	10	11	.476	Pacific Coast	7	5	.583	2nd
1919-20	J. Fred Bohler	10	11	.476	Pacific Coast	6	7	.462	3rd
1920-21	J. Fred Bohler	12	16	.429	Pacific Coast	3	11	.214	5th
1921-22	J. Fred Bohler	9	17	.346	Pacific Coast	4	11	.267	6th
1922-23	J. Fred Bohler	16	10	.615	PC North	4	4	.500	T/3rd
1923-24	J. Fred Bohler	17	11	.607	PC North	3	7	.300	5th
1924-25	J. Fred Bohler	18	11	.621	PC North	2	8	.200	6th
1925-26	J. Fred Bohler	9	17	.346	PC North	1	8	.111	6th
1926-27	Karl Schlademan	11	10	.524	PC North	3	7	.300	5th
1927-28	Karl Schlademan	7	17	.292	PC North	1	9	.100	6th
1928-29	Jack Friel	9	14	.391	PC North	5	5	.500	3rd
1929-30	Jack Friel	14	12	.538	PC North	9	7	.563	2nd
1930-31	Jack Friel	18	7	.720	PC North	10	6	.625	2nd
1931-32	Jack Friel	22	5	.815	PC North	11	5	.688	2nd
1932-33	Jack Friel	17	8	.680	PC North	8	8	.500	T/3rd
1933-34	Jack Friel	14	11	.560	PC North	6	10	.375	4th
1934-35	Jack Friel	12	12	.500	PC North	6	10	.375	4th
1935-36	Jack Friel	22	8	.733	PC North	8	8	.500	3rd
1936-37	Jack Friel	24	8	.750	PC North	11	5	.688	1st
1937-38	Jack Friel	19	11	.633	PC North	12	8	.600	3rd
1938-39	Jack Friel	23	10	.697	PC North	8	8	.500	3rd
1939-40	Jack Friel	23	10	.697	PC North	9	7	.563	3rd
1940-41	Jack Friel	26	6	.813	PC North	13	3	.813	1st
1941-42	Jack Friel	21	8	.724	PC North	9	7	.563	3rd
1942-43	Jack Friel	19	11	.633	PC North	9	7	.563	3rd
1943-44	Jack Friel	8	19	.296	PC North	3	13	.188	5th
1944-45	Jack Friel	23	13	.639	PC North	11	5	.688	2nd
1945-46	Jack Friel	16	13	.552	PC North	5	11	.313	5th
1946-47	Jack Friel	23	10	.697	PC North	11	5	.688	2nd
1947-48	Jack Friel	19	10	.652	PC North	9	7	.563	3rd
1948-49	Jack Friel	21	9	.700	PC North	8	8	.500	2nd
1949-50	Jack Friel	19	13	.594	PC North	11	5	.688	1st
1950-51	Jack Friel	17	15	.531	PC North	7	9	.438	3rd
1951-52	Jack Friel	19	16	.543	PC North	6	10	.375	4th
1952-53	Jack Friel	7	27	.206	PC North	3	13	.188	5th
1953-54	Jack Friel	10	17	.370	PC North	4	12	.250	5th
1954-55	Jack Friel	11	15	.423	PC North	5	11	.313	T/4th
1955-56	Jack Friel	4	22	.154	Pacific Coast	2	14	.125	9th
1956-57	Jack Friel	8	18	.308	Pacific Coast	4	12	.250	T/7th
1957-58	Jack Friel	7	19	.269	Pacific Coast	3	13	.188	9th
1958-59	Marv Harshman	10	16	.385	Pacific Coast	3	13	.188	T/8th
1959-60	Marv Harshman	13	13	.500	Independent				
1960-61	Marv Harshman	10	16	.385	Independent				
1961-62	Marv Harshman	8	18	.308	Independent				
1962-63	Marv Harshman	5	20	.200	Independent				
1963-64	Marv Harshman	5	21	.192	AAWU	2	13	.133	6th
1964-65	Marv Harshman	9	17	.346	AAWU	6	8	.429	5th
1965-66	Marv Harshman	15	11	.577	AAWU	6	8	.429	T/4th
1966-67	Marv Harshman	15	11	.577	AAWU	8	6	.571	T/2nd
1967-68	Marv Harshman	16	9	.640	AAWU	8	6	.571	3rd
1968-69	Marv Harshman	18	8	.692	Pacific-8	11	3	.786	2nd
1969-70	Marv Harshman	19	7	.731	Pacific-8	9	5	.643	T/2nd
1970-71	Marv Harshman	12	14	.462	Pacific-8	2	12	.143	T/7th

Year	Coach	Overall			Conference				Place
		W	L	Pct.	Conference	W	L	Pct.	
1971-72	Bob Greenwood	11	15	.423	Pacific-8	3	11	.214	7th
1972-73	George Raveling	6	20	.231	Pacific-8	2	12	.143	8th
1973-74	George Raveling	8	21	.276	Pacific-8	3	11	.214	T/7th
1974-75	George Raveling	10	16	.385	Pacific-8	1	13	.071	8th
1975-76	George Raveling	19	7	.731	Pacific-8	9	5	.643	4th
1976-77	George Raveling	19	8	.704	Pacific-8	8	6	.571	T/3rd
1977-78	George Raveling	16	11	.593	Pacific-8	7	7	.500	T/3rd
1978-79	George Raveling	18	9	.667	Pacific-10	10	8	.556	T/4th
1979-80	George Raveling	22	6	.786	Pacific-10	14	4	.778	3rd
1980-81	George Raveling	10	17	.370	Pacific-10	3	15	.167	10th
1981-82	George Raveling	16	14	.533	Pacific-10	10	8	.556	5th
1982-83	George Raveling	23	7	.767	Pacific-10	14	4	.778	2nd
1983-84	Len Stevens	10	18	.360	Pacific-10	4	14	.222	10th
1984-85	Len Stevens	13	15	.464	Pacific-10	5	13	.278	T/8th
1985-86	Len Stevens	15	16	.484	Pacific-10	8	10	.444	T/5th
1986-87	Len Stevens	10	18	.357	Pacific-10	6	12	.333	T/8th
1987-88	Kelvin Sampson	13	16	.448	Pacific-10	7	11	.389	6th
1988-89	Kelvin Sampson	10	19	.345	Pacific-10	4	14	.222	8th
1989-90	Kelvin Sampson	7	22	.241	Pacific-10	1	17	.056	10th
1990-91	Kelvin Sampson	16	12	.571	Pacific-10	8	10	.444	T/5th
1991-92	Kelvin Sampson	22	11	.667	Pacific-10	9	9	.500	T/5th
1992-93	Kelvin Sampson	15	12	.556	Pacific-10	9	9	.500	T/5th
1993-94	Kelvin Sampson	20	11	.645	Pacific-10	10	8	.556	T/4th
1994-95	Kevin Eastman	18	12	.600	Pacific-10	10	8	.556	T/5th
1995-96	Kevin Eastman	18	11	.621	Pacific-10	9	9	.500	7th
1996-97	Kevin Eastman	13	17	.433	Pacific-10	5	13	.385	8th
1997-98	Kevin Eastman	10	19	.345	Pacific-10	3	15	.167	9th
1998-99	Kevin Eastman	10	19	.345	Pacific-10	4	14	.222	10th
1999-2000	Paul Graham	6	22	.214	Pacific-10	1	17	.056	10th
2000-01	Paul Graham	12	16	.429	Pacific-10	5	13	.218	T/6th
2001-02	Paul Graham	6	21	.222	Pacific-10	1	17	.056	10th
2002-03	Paul Graham	7	20	.259	Pacific-10	2	16	.111	10th
2003-04	Dick Bennett	13	16	.448	Pacific-10	7	11	.389	T/7th
103-Year Total		1365	1275	.517	(2640 games)				

ALL TIME COACHES RECORD

Coach	Yrs.	G	W	L	Pct.
John B. Evans (1902-03)	2	6	2	4	.333
James N. Ashmore (1904-05)	2	8	5	3	.625
Everett M. Sweeley (1906-07)	2	19	10	9	.526
John R. Bender (1908)	1	15	12	3	.800
J. Fred Bohler (1909-26)	18	403	226	177	.561
Karl Schlademan (1927-28)	2	45	18	27	.400
Jack Friel (1929-58)	30	872	495	377	.568
Marv Harshman (1959-71)	13	336	155	181	.461
Bob Greenwood (1972)	1	26	11	15	.423
George Raveling (1973-83)	11	303	167	136	.551
Len Stevens (1984-87)	4	115	48	67	.417
Kelvin Sampson (1988-94)	7	206	103	103	.500
Kevin Eastman (1995-99)	5	147	69	78	.469
Paul Graham (2000-03)	4	110	31	79	.282
Dick Bennett (2003-04)	1	29	13	16	.448
Total	103	2640	1365	1275	.517

NCAA TOURNAMENT COACHES



Jack Friel
1941



George Raveling
1980, 1983



Kelvin Sampson
1994

RECORD BOOK

YEARLY TEAM STATISTICS

Year	G	FGM-FGA	FG%	3-POINT FGM-FGA	3-POINT FG%	FTM-FTA	FT%	REBOUNDS OFF	REBOUNDS DEF	REBOUNDS TOT/AVG	PF-DQ	PTS	AVG	AST	TO	BLK	STL
2003-04	29	586-1466	.400	181-540	.335	325-434	.749	280	564	894/29.1	504-12	1678	57.9	328	352	51	176
2002-03	27	667-1645	.405	230-641	.359	342-486	.704	353	606	959/35.5	567-21	1906	70.6	375	434	81	155
2001-02	27	649-1565	.415	175-545	.321	427-605	.706	331	582	913/33.8	505-17	1900	70.4	294	417	63	166
2000-01	28	624-1479	.422	154-455	.338	472-669	.706	313	601	914/32.6	547-20	1874	66.9	273	439	77	196
1999-00	28	613-1482	.414	171-464	.369	381-543	.702	331	548	879/31.4	590-27	1778	63.5	301	497	68	180
1998-99	29	691-1643	.421	202-545	.371	532-751	.708	338	629	967/33.3	684-23	2116	73.0	325	507	75	238
1997-98	29	720-1633	.441	159-428	.371	483-707	.683	360	740	1100/37.9	637-31	2082	71.8	370	550	94	184
1996-97	30	803-1749	.459	193-486	.397	445-659	.675	378	687	1065/35.5	628-19	2244	74.8	445	486	105	203
1995-96	29	775-1667	.465	181-464	.390	461-637	.724	364	659	1023/35.3	528-20	2192	75.6	447	464	81	178
1994-95	30	902-1743	.517	174-442	.394	528-730	.723	343	751	1094/36.5	583-18	2506	83.5	510	536	98	219
1993-94	31	846-1792	.472	221-598	.370	442-631	.700	386	745	1131/36.5	589-15	2355	76.0	428	485	93	232
1992-93	27	690-1476	.467	195-483	.404	387-533	.726	341	587	928/34.4	549-19	1962	72.7	398	369	76	164
1991-92	33	958-1985	.483	218-585	.373	554-729	.760	361	775	1136/34.4	691-27	2688	81.5	502	475	67	254
1990-91	28	844-1815	.465	220-582	.378	405-568	.713	—	—	967/34.5	627-16	2313	82.6	457	421	74	229
1989-90	29	716-1676	.427	182-508	.358	349-494	.706	—	—	927/32.0	701-40	1963	67.7	394	405	41	190
1988-89	29	674-1571	.429	111-344	.323	394-575	.685	—	—	923/31.8	632-18	1853	63.9	417	376	40	190
1987-88	29	649-1454	.446	140-343	.408	323-469	.689	—	—	881/30.4	568-24	1761	60.7	357	457	73	175
1986-87	28	701-1554	.451	110-324	.340	317-506	.626	316	647	963/34.3	460-9	1829	65.3	437	425	81	145
1985-86	31	873-1777	.489	—	—	381-587	.649	328	592	1028/33.2	626-36	2127	68.6	474	438	130	174
1984-85	28	688-1515	.454	—	—	417-581	.716	265	408	875/31.3	554-23	1793	64.0	401	386	93	184
1983-84	28	690-1450	.476	—	—	385-571	.674	—	—	845/30.2	604-NA	1767	63.1	378	432	88	137
1982-83	30	882-1737	.508	—	—	391-566	.691	—	—	998/33.3	575-14	2155	71.8	447	490	65	196
1981-82	30	720-1527	.472	—	—	317-491	.646	—	—	914/30.5	611-19	1757	58.6	338	475	51	196
1980-81	27	679-1412	.481	—	—	379-541	.701	—	—	781/28.9	560-NA	1737	64.3	297	434	54	212
1979-80	28	806-1599	.504	—	—	494-683	.720	—	—	904/32.3	518-NA	2106	75.2	351	428	91	244
1978-79	27	745-1518	.491	—	—	405-586	.691	—	—	931/34.5	512-NA	1895	70.2	352	454	112	214
1977-78	27	664-1421	.467	—	—	406-581	.699	—	—	990/36.7	525-NA	1734	64.2	349	523	117	176
1976-77	27	755-1559	.484	—	—	315-459	.686	—	—	994/36.8	494-NA	1825	67.6	333	407	67	129
1975-76	26	812-1644	.494	—	—	404-575	.703	—	—	1041/40.0	518-14	2028	78.0	408	459	63	161
1974-75	26	708-1558	.454	—	—	377-539	.699	—	—	1095/42.1	488-6	1793	69.0	309	547	—	—
1973-74	29	734-1645	.446	—	—	363-543	.669	—	—	1112/38.3	582-15	1831	63.1	424	590	—	—
1972-73	26	641-1604	.400	—	—	256-401	.638	—	—	1053/40.5	533-12	1538	59.2	340	513	—	—
1971-72	26	728-1778	.409	—	—	400-619	.646	—	—	1179/45.3	588-25	1856	71.4	378	426	—	—
1970-71	26	758-1673	.453	—	—	370-558	.663	—	—	1052/40.5	521-15	1886	72.5	396	394	—	—
1969-70	26	758-1631	.465	—	—	439-646	.680	—	—	1169/45.0	498-18	1955	75.2	363	391	—	—
1968-69	26	706-1647	.429	—	—	455-682	.667	—	—	1162/44.7	495-19	1867	71.8	—	328	—	—
1967-68	25	748-1612	.464	—	—	473-651	.725	—	—	1098/43.9	534-27	1969	78.8	—	335	—	—
1966-67	26	757-1723	.436	—	—	436-638	.683	—	—	1123/43.1	610-46	1950	75.0	—	—	—	—
1965-66	26	742-1627	.456	—	—	539-753	.716	—	—	1083/41.7	607-35	2023	77.7	—	—	—	—
1964-65	26	582-1516	.384	—	—	438-682	.642	—	—	1143/44.0	551-27	1602	61.6	—	—	—	—
1963-64	26	633-1673	.379	—	—	451-700	.640	—	—	1191/45.8	607-31	1717	66.0	—	—	—	—
1962-63	25	563-1563	.360	—	—	408-604	.676	—	—	1094/43.8	456-11	1534	61.4	—	—	—	—
1961-62	26	646-1835	.352	—	—	376-630	.597	—	—	1253/48.1	555-36	1668	64.2	—	—	—	—
1960-61	26	617-1681	.367	—	—	477-762	.622	—	—	1186/45.6	524-30	1711	65.8	—	—	—	—
1959-60	26	611-1700	.359	—	—	429-705	.609	—	—	1303/50.1	518-21	1651	63.5	—	—	—	—
1958-59	26	568-1675	.339	—	—	398-641	.622	—	—	1223/47.0	449-30	1534	59.0	—	—	—	—
1957-58	26	580-1709	.339	—	—	329-584	.564	—	—	1151/44.3	461-15	1489	57.3	—	—	—	—
1956-57	26	599-1673	.358	—	—	469-720	.651	—	—	976/37.5	468-11	1667	64.1	—	—	—	—
1955-56	26	566-1607	.352	—	—	426-701	.608	—	—	995/38.2	516-32	1558	59.9	—	—	—	—
1954-55	26	518-1488	.348	—	—	536-774	.692	—	—	858/33.0	383-15	1572	60.5	—	—	—	—
1953-54	27	503	—	—	—	432-732	.592	—	—	781/28.9	458-10	1438	53.3	—	—	—	—
1952-53	34	698	—	—	—	530-943	.562	—	—	—	726-30	1926	56.6	—	—	—	—
1951-52	35	716	—	—	—	498-783	.636	—	—	—	738-24	1930	55.1	—	—	—	—
1950-51	32	622-1820	.342	—	—	423-664	.637	—	—	—	639-27	1667	52.1	—	—	—	—
1949-50	32	603	—	—	—	456-673	.678	—	—	—	695-30	1662	51.9	—	—	—	—
1948-49	30	550	—	—	—	362-616	.588	—	—	—	594-19	1462	48.7	—	—	—	—
1947-48	29	581	—	—	—	328-528	.621	—	—	—	562-14	1490	51.4	—	—	—	—
1946-47	33	631	—	—	—	312-499	.625	—	—	—	575-9	1574	47.7	—	—	—	—
1945-46	29	—	—	—	—	—	—	—	—	—	—	1471	51.4	—	—	—	—
1944-45	36	—	—	—	—	—	—	—	—	—	—	1771	49.2	—	—	—	—
1943-44	27	—	—	—	—	—	—	—	—	—	—	1081	40.0	—	—	—	—
1942-43	30	614	—	—	—	221-390	.567	—	—	—	437-22	1449	48.3	—	—	—	—
1941-42	29	610	—	—	—	226-369	.612	—	—	—	401-14	1446	49.9	—	—	—	—
1940-41	32	619	—	—	—	241-449	.537	—	—	—	423-22	1479	46.2	—	—	—	—
1939-40	33	633	—	—	—	260-456	.570	—	—	—	438-18	1526	46.2	—	—	—	—
1938-39	33	573	—	—	—	263-495	.531	—	—	—	414-21	1409	42.7	—	—	—	—
1937-38	30	500	—	—	—	262-470	.558	—	—	—	405-20	1262	42.1	—	—	—	—
1936-37	32	475	—	—	—	291-466	.624	—	—	—	449-23	1241	38.8	—	—	—	—
1935-36	30	—	—	—	—	—	—	—	—	—	—	1209	40.3	—	—	—	—
1934-35	24	304	—	—	—	145-271	.535	—	—	—	269-13	753	31.4	—	—	—	—
1933-34	25	332	—	—	—	141-269	.524	—	—	—	252-12	805	32.2	—	—	—	—
1932-33	25	394	—	—	—	153-304	.503	—	—	—	186-6	941	37.6	—	—	—	—
1931-32	27	443	—	—	—	179-346	.517	—	—	—	214-5	1065	39.4	—	—	—	—
1930-31	25	—	—	—	—	—	—	—	—	—	—	930	37.2	—	—	—	—
1929-30	26	—	—	—	—	—	—	—	—	—	—	773	29.7	—	—	—	—
1928-29	23	291	—	—	—	126-254	.496	—	—	—	250-15	708	30.8	—	—	—	—

RECORD BOOK

YEARLY TEAM STATISTICS (CONTINUED)

Year	G	FGM-FGA	FG%	3-POINT FGM-FGA	3-POINT FG%	FTM-FTA	FT%	REBOUNDS OFF	REBOUNDS DEF	REBOUNDS TOT/AVG	PF-DQ	PTS	AVG	AST	TO	BLK	STL
1927-28	24	237	—	—	—	127-235	.540	—	—	—	312-19	601	25.0	—	—	—	—
1926-27	21	202	—	—	—	126-227	.555	—	—	—	247-12	530	25.2	—	—	—	—
1925-26	26	—	—	—	—	—	—	—	—	—	—	678	26.1	—	—	—	—
1924-25	29	364	—	—	—	146-276	.528	—	—	—	234-6	874	30.1	—	—	—	—
1923-24	28	312	—	—	—	129-265	.487	—	—	—	211-7	753	26.9	—	—	—	—
1922-23	26	274	—	—	—	123-233	.528	—	—	—	200-8	671	25.8	—	—	—	—
1921-22	26	236	—	—	—	130-259	.502	—	—	—	195-8	602	23.1	—	—	—	—
1920-21	28	281	—	—	—	216-358	.603	—	—	—	230-NA	778	27.8	—	—	—	—
1919-20	21	209	—	—	—	168-256	.656	—	—	—	166-NA	586	27.9	—	—	—	—
1918-19	21	247	—	—	—	146-259	.564	—	—	—	176-NA	644	30.7	—	—	—	—
1917-18	19	171	—	—	—	109-214	.509	—	—	—	164-NA	453	23.8	—	—	—	—
1916-17	26	445	—	—	—	155-243	.638	—	—	—	145-NA	1047	40.3	—	—	—	—
1915-16	21	297	—	—	—	99-208	.476	—	—	—	163-NA	693	33.0	—	—	—	—
1914-15	23	—	—	—	—	—	—	—	—	—	—	683	29.7	—	—	—	—
1913-14	23	266	—	—	—	149-248	.601	—	—	—	152-NA	681	29.6	—	—	—	—
1912-13	19	181	—	—	—	101-162	.623	—	—	—	98-NA	464	24.4	—	—	—	—
1911-12	17	—	—	—	—	—	—	—	—	—	—	244	14.4	—	—	—	—
1910-11	19	133	—	—	—	56-129	.434	—	—	—	87-NA	322	16.9	—	—	—	—
1909-10	15	174	—	—	—	49-96	.510	—	—	—	116-NA	397	24.5	—	—	—	—
1908-09	16	148	—	—	—	80-154	.519	—	—	—	121-NA	376	23.5	—	—	—	—

TOP STEALS

Year	Player	G	STL	AVG
1975-76	Edgar Jeffries *	26	41	1.6
1976-77	Harold Rhodes	27	25	0.9
1977-78	Don Collins	24	36	1.5
	Clarence Clark	25	36	1.4
1978-79	Don Collins	27	71	2.6
1979-80	Don Collins	28	76	2.7
1980-81	Ken McFadden	27	57	2.1
1981-82	Craig Ehlo	30	32	1.1
1982-83	Craig Ehlo	30	59	2.0
1983-84	Keith Morrison	28	48	1.7
1984-85	Keith Morrison	28	56	2.0
1985-86	Keith Morrison	30	60	2.0
1986-87	Anthony Kidd	28	35	1.3
1987-88	David Sanders	29	38	1.3
1988-89	Harold Wright	28	28	1.0
1989-90	Bennie Seltzer	28	39	1.4
1990-91	Terrence Lewis	28	42	1.5
1991-92	Neil Derrick	32	55	1.7
1992-93	Bennie Seltzer	27	38	1.4
1993-94	Tony Harris	31	38	1.2
1994-95	Isaac Fontaine	30	52	1.7
1995-96	Isaac Fontaine	29	37	1.3
1996-97	Isaac Fontaine	30	38	1.3
1997-98	Kojo Mensah-Bonsu	29	41	1.4
1998-99	Mike Bush	29	47	1.6
	Kojo Mensah-Bonsu	29	47	1.6
1999-2000	Mike Bush	28	54	1.9
2000-01	Marcus Moore	28	40	1.4
2001-02	Marcus Moore	27	55	2.0
2002-03	Thomas Kelati	27	38	1.4
2003-04	Marcus Moore	29	43	1.5

Note - Steals were not kept prior to the 1975-76 season.
* - includes 25 games only

TOP BLOCKED SHOTS

Year	Player	G	BLK	AVG
1975-76	Steve Puidokas *	25	19	0.8
1976-77	Stuart House	27	22	0.8
1977-78	James Donaldson	27	82	3.0
1978-79	James Donaldson	26	76	2.9
1979-80	Stuart House	28	69	2.5
1980-81	Ollie Johnson	24	24	1.0
1981-82	Guy Williams	29	17	0.6
1982-83	Guy Williams	15	16	1.1
1983-84	Otis Jennings	28	37	1.3
1984-85	Otis Jennings	28	33	1.2
1985-86	Otis Jennings	31	37	1.2
1986-87	Dwayne Scholten	28	28	1.0
1987-88	Todd Anderson	29	47	1.6
1988-89	Brian Quinnett	28	15	0.5
1989-90	Brian Paine	25	15	0.6
1990-91	Rob Corkrum	27	36	1.3
1991-92	Brian Paine	33	21	0.6
1992-93	Rob Corkrum	25	24	1.0
1993-94	Fred Ferguson	31	37	1.2
1994-95	Carlos Daniel	27	25	0.9
1995-96	Carlos Daniel	29	32	1.1
1996-97	Carlos Daniel	29	45	1.6
1997-98	Carlos Daniel	28	34	1.2
1998-99	Kojo Mensah-Bonsu	29	25	0.9
1999-2000	Tyrone Evans	25	29	1.2
2000-01	Milton Riley	28	23	0.8
2001-02	Milton Riley	24	19	0.8
2002-03	Milton Riley	20	34	1.7
2003-04	Thomas Kelati	29	10	0.3

Note - Blocks were not kept prior to the 1975-76 season.
* - includes 25 games only

TOP ASSISTS

Year	Player	G	AST	AVG
1975-76	Marty Giovacchini	26	106	4.1
1976-77	Marty Giovacchini	27	106	3.9
1977-78	Clarence Clark	25	56	2.2
	Ken Jones	19	56	2.9
1978-79	Bryan Rison	27	87	3.2
1979-80	Bryan Rison	28	100	3.6
1980-81	Ken McFadden	27	87	3.2
1981-82	Tyrone Brown	30	87	2.9
1982-83	Craig Ehlo	30	135	4.5
1983-84	Keith Morrison	28	115	4.1
1984-85	Keith Morrison	28	137	4.9
1985-86	Keith Morrison	30	129	4.3
1986-87	Anthony Kidd	28	105	3.8
1987-88	Harold Wright	29	86	3.0
1988-89	Anthony Kidd	28	76	2.7
1989-90	Bennie Seltzer	28	114	4.1
1990-91	Bennie Seltzer	28	109	3.9
1991-92	Bennie Seltzer	33	123	3.7
1992-93	Bennie Seltzer	27	127	4.7
1993-94	Tony Harris	31	112	3.6
1994-95	Donminic Ellison	28	192	6.9
1995-96	Donminic Ellison	27	151	5.6
1996-97	Blake Pengelly	30	82	2.7
1997-98	Blake Pengelly	29	120	4.1
1998-99	Blake Pengelly	29	88	3.0
1999-2000	Mike Bush	28	67	2.4
2000-01	Marcus Moore	28	100	3.6
2001-02	Marcus Moore	27	131	4.9
2002-03	Thomas Kelati	27	99	3.7
2003-04	Marcus Moore	29	85	2.9

TOP FIELD GOAL PERCENTAGE (125 MINIMUM ATTEMPTS)

Year	Player	G	FGM	FGA	PCT
1975-76	Norton Barnhill	24	100	177	.565
1976-77	Don Collins	27	71	138	.514
1977-78	Don Collins	24	108	203	.532
1978-79	James Donaldson	26	120	216	.556
1979-80	Don Collins	28	253	424	.597
1980-81	Angelo Hill	23	88	170	.518
1981-82	Ron Joyner	28	92	161	.571
1982-83	Aaron Haskins	30	112	199	.563
1983-84	Ricky Brown	28	130	245	.531
1984-85	Joe Wallace	28	200	406	.493

Year	Player	G	FGM	FGA	PCT
1985-86	Keith Morrison	30	164	307	.534
1986-87	Dwayne Scholten	28	120	204	.588
1987-88	Todd Anderson	29	153	295	.519
1988-89	Brian Quinnett	28	210	437	.481
1989-90	Neil Evans	29	66	128	.516
1990-91	Ken Critton	28	99	174	.569
1991-92	Ken Critton	33	131	215	.609
1992-93	Mark Hendrickson	27	119	214	.556
1993-94	Fred Ferguson	31	134	203	.660

Year	Player	G	FGM	FGA	PCT
1994-95	Mark Hendrickson	30	183	292	.627
1995-96	Tavares Mack	29	91	158	.567
1996-97	Carlos Daniel	29	166	320	.519
1997-98	Kojo Mensah-Bonsu	29	87	170	.512
1998-99	Eddie Miller	27	103	192	.536
1999-2000	Chris Crosby	28	141	323	.437
2000-01	Framecio Little	27	67	141	.475
2001-02	J Locklier	25	113	231	.489
2002-03	Cedrick Hughey	25	69	157	.439
2003-04	Jeff Varem	20	57	125	.456

RECORD BOOK

YEAR-BY-YEAR RESULTS

1901-02

0-2, Independent

Head Coach: John B. Evans

D 7	L	0-31	at Spokane YMCA
F 17	L	16-24	Spokane YMCA
Home: 0-1 Away: 0-1 Neutral: 0-0			

1902-03

2-2, Independent

Head Coach: John B. Evans

D 13	W	18-13	Spokane YMCA
J 17	W	26-12	Spokane HS
F 6	L	15-30	at Spokane YMCA
F 7	L	6-15	at Spokane HS
Home: 2-0 Away: 0-2 Neutral: 0-0			

1903-04

2-1, Independent

Head Coach: James N. Ashmore

J 19	W	18-8	Spokane YMCA
F 6	W	21-3	Whitman
F 13	L	13-14	at Spokane YMCA
Home: 2-0 Away: 0-1 Neutral: 0-0			

1904-05

3-2, Independent

Head Coach: James N. Ashmore

D ?	L	12-14	at Spokane AC
J 14	W	20-14	Spokane AC
J 20	L	12-22	at Whitman
J 21	W	14-13	at Whitman
F 17	W	17-11	at Whitman
Home: 1-0 Away: 2-2 Neutral: 0-0			

1905-06

5-5, Independent

Head Coach: Everett M. Sweeley

D 9	W	14-10	Spokane AC
D 15	L	13-15	at Spokane HS - ot
D 16	L	16-22	at Spokane AC
J 13	W	28-11	Idaho
J 19	L	11-12	at Whitman - ot
J 26	L	8-30	at Idaho
J 30	L	12-18	Puget Sound HS
F 14	W	21-19	Whitman
F 16	W	10-8	Whitman
M 13	W	18-17	Idaho
Home: 5-1 Away: 0-4 Neutral: 0-0			

1906-07

5-4, Independent

Head Coach: Everett M. Sweeley

D 8	W	25-12	Spokane HS
J 8	L	14-30	Oregon State
J 13	W	30-6	Colfax HS
J 14	W	16-10	Cheney Normal
J 25	W	21-9	at Idaho
F 2	L	17-24	Whitman
F 9	W	21-18	Idaho
F 13	L	13-14	at Whitman
F 14	L	6-24	at Whitman
Home: 4-2 Away: 1-2 Neutral: 0-0			

1907-08

12-3, Independent

Head Coach: John R. Bender

D 16	W	21-18	at Gonzaga
D 17	W	33-11	at Sprague AC
D 18	L	27-31	at Ellensburg AC
D 19	W	35-16	at Roslyn YMCA
D 20	L	27-33	at Foresters of America
D 21	W	20-16	at Everett YMCA
J 11	W	33-16	Cook's Gym
J 17	W	25-7	Idaho
J 24	W	23-16	Whitman
J 27	L	18-19	Whitman
J 31	W	24-17	at Idaho
F 7	W	20-10	Idaho
F 12	W	15-12	Oregon
F 17	W	12-11	at Whitman
F 20	W	22-11	at Weston Normal
Home: 5-1 Away: 7-2 Neutral: 0-0			

1908-09

10-6, Independent

Head Coach: J. Fred Bohler

D 17	W	47-28	at Spokane AC
D 18	W	23-17	at Gonzaga
D 19	W	31-15	at N. Yakima YMCA
D 21	W	20-6	at Ellensburg AC
D 22	W	27-22	at Roslyn YMCA
D 23	L	21-22	at Snohomish AC
J 9	L	16-19	at Idaho
J 16	W	33-15	Los Angeles AC
J 23	W	21-20	Idaho
J 29	W	15-13	at Idaho
F 6	L	13-16	Whitman
F 13	W	32-12	Spokane AC
F 17	W	28-17	at Whitman
F 18	L	18-23	at Whitman
F 20	L	16-30	at Oregon State
F 27	L	14-16	Oregon State
Home: 3-2 Away: 7-4 Neutral: 0-0			

1909-10

12-3, 8-0 Northwest

Head Coach: J. Fred Bohler

D 11	L	20-21	Spokane YMCA
D 17	W	30-28	at Spokane AC
D 20	L	23-28	at Spokane YMCA
J 8	W	38-11	Shattuck Pharmacy
J 14	W	20-11	Idaho
J 28	W	23-18	at Gonzaga
F 4	W	26-18	at Idaho
F 10	W	22-7	at Oregon
F 11	W	27-15	at Oregon State
F 12	W	27-24	at Oregon State
F 14	W	36-34	at Whitman
F 16	L	9-13	Washington
F 18	W	29-18	Oregon State
M 6	W	34-13	Whitman
M 7	W	33-17	Whitman
Home: 5-2 Away: 7-1 Neutral: 0-0			

1910-11

3-16, 0-10 Northwest

Head Coach: J. Fred Bohler

D 17	W	33-29	Spokane YMCA
D 21	L	17-37	at Spokane YMCA
J 7	W	24-14	Loyola AC
J 13	L	24-27	Portage (Wis.) AAU
J 16	L	22-29	Washington
J 19	L	10-24	Washington
J 20	L	12-30	at Gonzaga
J 27	L	23-25	Idaho
F 6	L	7-20	at Idaho
F 10	L	19-32	Oregon
F 13	W	28-22	Two Rivers (Wis.)
F 16	L	17-23	Whitman
F 24	L	11-23	at Washington
F 25	L	16-23	at Washington
F 27	L	14-45	at Oregon
F 28	L	7-32	at Oregon
M 1	L	9-33	at Oregon State
M 2	L	9-47	at Willamette
M 3	L	20-32	at Whitman
Home: 3-6 Away: 0-10 Neutral: 0-0			

1911-12

5-12, 3-10 Northwest

Head Coach: J. Fred Bohler

J 5	W	32-20	Genesee HS
J 13	W	31-5	at Idaho
J 19	W	35-15	Idaho
J 20	L	19-23	Lewis-Clark State
J 26	L	17-23	at Gonzaga
F 2	L	19-26	at Idaho
F 3	W	19-13	Idaho - ot
F 7	L	7-38	Washington
F 9	L	8-27	Washington
F 15	L	13-18	Oregon
F 23	L	14-19	Oregon State
F 24	L	4-12	Oregon State
M 2	L	12-29	at Oregon State
M 4	L	11-26	at Oregon
M 5	L	7-19	at Oregon
M 6	L	5-13	at Oregon State
M 7	W	26-6	at Willamette
Home: 3-6 Away: 2-6 Neutral: 0-0			

1912-13

15-4, 12-4 Northwest

Head Coach: J. Fred Bohler

D 7	W	29-17	Genesee HS
D 14	W	65-11	Endicott AC
J 10	W	20-16	Idaho - ot
J 17	W	26-23	at Gonzaga
J 25	W	22-20	Oregon State
J 27	W	16-11	Oregon State
F 1	W	28-25	Washington
F 3	W	24-22	Washington
F 7	W	22-10	at Idaho
F 8	W	20-8	Idaho
F 13	W	26-17	Oregon
F 15	W	25-12	Oregon
F 22	W	31-21	at Idaho
F 24	L	13-27	at Washington
F 25	W	31-27	at Washington
F 26	L	17-19	at Oregon
F 27	W	25-20	at Oregon
F 28	L	4-13	at Oregon State
M 1	L	20-23	at Oregon State
Home: 10-0 Away: 5-4 Neutral: 0-0			

1913-14

13-10, 8-4 Northwest

Head Coach: J. Fred Bohler

J 12	W	35-21	at Salem AC
J 13	W	32-20	at Silverton AC
J 14	L	15-20	at Mount Angel
J 14	L	19-31	at Silverton AC
J 15	L	12-24	at Oregon State
J 16	L	17-25	at Oregon
J 17	L	12-29	at Oregon State
J 23	L	15-23	at Idaho
J 24	W	21-16	Idaho
J 31	L	23-27	at Idaho
F 2	W	46-20	at Almira AC
F 3	L	28-32	at Gonzaga
F 4	W	71-11	at Montana
F 5	W	43-22	at Montana
F 7	W	19-16	Idaho
F 13	W	42-9	Whitman
F 14	W	54-3	Whitman
F 17	L	19-22	at Idaho
F 19	W	33-22	at Whitman
F 20	W	33-18	at Whitman
F 21	W	35-24	at Whitman
F 24	L	27-30	Idaho
F 26	W	30-8	Whitman
Home: 5-1 Away: 8-9 Neutral: 0-0			

1914-15

17-6, 9-5 Northwest

Head Coach: J. Fred Bohler

D 7	W	56-17	Cheney AC
D 22	W	51-20	at Cheney AC
D 22	W	39-4	at Davenport HS
D 23	W	43-22	at Almira AC
D 24	W	31-25	at Cashmere
D ?	W	55-2	Almira AC
J 15	W	41-24	Montana
J 16	W	27-22	Montana
J 22	W	28-17	Idaho
J 30	W	23-21	Oregon State - ot
F 2	W	44-22	Whitman
F 4	W	49-21	Whitman
F 6	W	27-15	at Idaho
F 9	W	24-18	Oregon
F 13	W	29-28	Washington
F 23	W	28-14	Idaho
F 24	W	29-23	at Idaho
F 27	L	13-36	at Washington
M 1	L	20-32	at Oregon State
M 2	L	23-29	at Oregon
M 3	L	20-26	Willamette
M 4	L	20-32	at Whitman
M 5	L	20-21	at Whitman
Home: 11-1 Away: 6-5 Neutral: 0-0			

1915-16

18-3, 8-2 Northwest
Head Coach: J. Fred Bohler

D 21	W	55-23	at Reardan AC
D 22	W	72-20	at Almira AC
D 23	W	35-14	at Davenport HS
J 15	W	43-18	Gonzaga
J 18	W	23-21	Oregon State
J 28	W	18-15	at Idaho
J 29	W	33-23	Idaho
F 7	W	36-31	at Montana
F 8	L	24-25	at Montana
F 9	W	39-24	at Spokane AC
F 10	W	27-24	at Coeur d'Alene Elks
F 11	W	19-14	at Gonzaga
F 17	W	41-24	Montana
F 21	W	22-20	at Whitman
F 22	L	21-29	at Whitman
F 25	L	17-25	at Oregon State
F 26	W	34-26	at Multnomah AC
M 2	W	22-17	Whitman
M 4	W	30-16	Whitman
M 10	W	41-24	at Idaho
M 11	W	41-11	Idaho

Home: 7-0 Away: 11-3 Neutral: 0-0

1916-17

25-1, 8-1 Northwest
Final Ranking No. 1 by Helms Foundation of Los Angeles
Head Coach: J. Fred Bohler

D 26	W	63-6	at Davenport HS
D 27	W	72-13	at Almira AC
D 28	W	38-17	at Reardan AC
D 29	W	48-14	at Ritzville AC
D 30	W	32-28	at Spokane AC
J 5	W	64-22	Whitworth
J 11	W	37-25	Washington
J 12	W	41-24	Washington
J 19	W	31-24	at Washington
J 20	W	26-14	at Washington
J 22	W	45-14	at Whitman
J 23	W	37-19	at Whitman
J 26	W	40-26	at Idaho
J 27	W	58-26	Idaho
J 31	W	35-18	at Willamette
F 2	L	20-28	at California
F 3	W	32-29	at California
F 5	W	36-18	at Stanford
F 6	W	23-15	at Stanford
F 9	W	28-17	at Oregon State
F 10	W	28-11	at Multnomah AC
F 15	W	33-22	Montana
F 23	W	44-19	Whitman
F 24	W	41-25	Whitman
F 28	W	42-31	at Idaho
M 1	W	53-10	Idaho

Home: 8-0 Away: 17-1 Neutral: 0-0

1917-18

7-12, Independent
Head Coach: J. Fred Bohler

J 18	W	22-17	Whitman
J 19	W	36-18	Whitman
J 23	W	24-23	Montana
J 24	L	21-30	Montana
F 1	L	29-47	Idaho
F 2	L	30-41	at Idaho
F 7	W	28-26	at Washington
F 8	L	21-25	at Washington
F 9	L	8-14	at Multnomah AC
F 11	L	17-36	at Oregon State
F 12	L	12-25	at Oregon State
F 13	L	27-37	at Camp Lewis
F 14	L	21-27	at Camp Lewis
F 19	L	38-39	at Idaho
F 22	L	25-27	at Whitman
F 23	W	30-24	at Whitman
F 26	W	29-24	Idaho
M 1	L	20-22	at Montana - ot
M 2	W	15-7	at Montana

Home: 4-2 Away: 3-10 Neutral: 0-0

1918-19

10-11, 7-5 Pacific Coast
Head Coach: J. Fred Bohler

J 18	W	54-17	Spokane University
J 24	W	42-33	at Washington
J 25	W	29-23	at Washington
J 27	L	23-29	at Oregon
J 28	W	36-35	at Oregon
J 30	W	36-17	at Oregon State
J 31	W	41-9	at Oregon State
F 1	L	18-28	at Multnomah AC
F 7	W	31-20	Oregon State
F 8	L	31-36	Oregon State
F 12	W	34-33	Whitman
F 13	L	40-44	Whitman - ot
F 17	L	24-44	at Idaho
F 19	L	28-38	Oregon
F 20	L	27-43	Oregon
F 24	W	31-26	Idaho
F 28	W	28-17	Washington
M 1	L	24-25	Washington
M 8	L	20-38	Idaho
M 11	L	26-36	at Whitman
M 12	L	21-29	at Whitman

Home: 5-6 Away: 5-5 Neutral: 0-0

1919-20

10-11, 6-7 Pacific Coast
Head Coach: J. Fred Bohler

J 17	W	42-28	at Spokane AC
J 20	W	32-17	at Idaho
J 23	W	34-30	Montana
J 24	W	33-19	Montana
J 30	L	29-30	at Stanford
J 31	W	25-24	at Stanford - ot
F 2	L	26-28	at California
F 3	L	29-33	at California - ot
F 5	W	29-27	at Oregon
F 6	L	11-31	at Oregon State
F 7	L	23-27	at Oregon State
F 12	L	22-27	Willamette
F 17	L	24-29	Idaho
F 20	W	50-34	Oregon State
F 21	W	40-21	Oregon State
F 24	L	22-27	California
F 25	W	31-27	California
M 5	W	29-23	at Washington
M 6	L	15-20	at Washington
M 8	L	24-40	at Whitman
M 9	L	16-35	at Whitman

Home: 5-3 Away: 5-8 Neutral: 0-0

1920-21

12-16, 3-11 Pacific Coast
Head Coach: J. Fred Bohler

D 16	W	38-34	at Spokane AC
D 17	L	25-46	at Ellensburg YMCA
D 18	W	41-38	at Lynden - ot
D 20	W	33-16	at Bellingham YMCA
D 21	W	50-19	at Bellingham YMCA
D 22	W	46-19	at Sedro Woolley
J 7	W	30-18	Pullman Stars
J 13	W	19-18	Idaho
J 14	L	14-22	at Idaho
J 21	L	24-26	Washington
J 22	W	23-15	Washington
J 25	L	23-27	Oregon
J 26	L	18-33	Oregon
J 29	L	21-23	Whitman
F 3	W	28-24	Montana
F 11	L	28-36	at Idaho
F 12	L	25-29	Idaho
F 15	L	27-42	Stanford - 2 ot
F 16	L	20-36	Stanford
F 22	L	21-52	at Washington
F 23	L	12-28	at Washington
F 25	L	31-36	at Oregon State
F 26	W	27-15	at Oregon State
F 28	L	27-33	at Oregon
M 1	L	28-35	at Oregon
M 2	W	38-23	at Multnomah AC
M 7	W	26-18	Oregon State
M 8	L	25-35	Oregon State

Home: 5-8 Away: 7-8 Neutral: 0-0

1921-22

9-17, 4-11 Pacific Coast
Head Coach: J. Fred Bohler

D 16	W	60-25	at Potlatch AC
D 17	W	39-10	at Potlatch AC
D 26	L	26-41	at Walla Walla Legion
D 27	L	18-28	at Walla Walla Legion
D 28	L	15-40	at Walla Walla Legion
D 29	L	23-27	at Spokane AC
D 30	L	13-19	at Spokane AC
J 9	W	35-22	Walla Walla Legion
J 12	W	31-19	Gonzaga
J 17	L	28-29	Pullman Stars
J 20	W	24-21	at Gonzaga
J 23	L	15-21	California
J 24	W	26-24	California
J 27	L	16-22	at Idaho
J 28	L	13-15	Idaho
F 2	L	28-37	at Washington
F 3	L	10-40	at Washington
F 7	W	21-16	at Stanford
F 8	W	15-13	at Stanford
F 10	L	18-37	at California
F 11	L	16-34	at California
F 17	L	22-41	Washington
F 18	W	30-20	Washington
F 27	L	19-32	Oregon State
F 28	L	20-29	Oregon State
M 3	L	21-31	at Idaho

Home: 4-6 Away: 5-11 Neutral: 0-0

1922-23

16-10, 4-4 Pacific Coast North
Head Coach: J. Fred Bohler

J 4	L	23-25	at Spokane AC
J 5	W	27-24	at Spokane AC - ot
J 6	W	20-18	at Eastern Washington
J 12	W	29-10	Gonzaga
J 13	W	31-14	Gonzaga
J 15	W	38-14	Montana
J 16	W	33-13	Montana
J 19	L	25-27	at Gonzaga
J 20	W	28-18	at Gonzaga
J 26	W	20-12	Idaho
J 27	L	19-28	at Idaho
F 2	L	19-29	at Washington
F 3	W	21-16	at Multnomah AC
F 5	W	21-15	at Oregon
F 6	L	14-24	at Oregon State
F 7	W	33-11	at Willamette
F 9	L	26-27	at Whitman
F 12	L	29-31	Washington
F 15	W	36-15	Willamette
F 19	W	19-16	Oregon State
F 21	W	40-25	Oregon
F 23	L	20-24	Idaho
F 24	L	26-30	at Idaho
F 27	L	15-23	Whitman
M 1	W	34-11	at Montana
M 2	W	24-14	at Montana

Home: 8-3 Away: 8-7 Neutral: 0-0

1923-24

17-11, 3-7 Pacific Coast North
Head Coach: J. Fred Bohler

D 26	W	28-22	Pullman Stars
D 28	W	34-19	at Uniontown HS
J 2	L	32-33	Ellensburg YMCA
J 3	L	29-33	at Spokane AC
J 4	W	30-21	at Eastern Washington
J 5	W	24-23	at Spokane AC
J 10	W	34-16	Whitman
J 12	W	34-25	Tacoma Stars
J 14	W	28-25	Montana
J 15	W	24-18	Montana
J 18	W	27-26	Gonzaga
J 21	L	19-24	Oregon State
J 25	L	19-21	at Idaho
J 26	W	17-16	Idaho
J 30	W	30-18	Pacific
F 1	W	27-24	at Montana
F 2	L	23-25	at Montana - ot
F 4	W	38-26	at Gonzaga
F 8	L	23-38	Idaho
F 9	W	38-19	at Idaho
F 14	L	20-26	Washington
F 15	L	31-38	Oregon
F 23	L	16-33	at Washington
F 25	L	20-28	at Oregon State
F 27	L	29-33	at Oregon
F 28	W	23-18	at Willamette
F 29	W	20-18	at Multnomah AC
M 1	W	35-21	at Whitman

Home: 8-5 Away: 9-6 Neutral: 0-0

1924-25

18-11, 2-8 Pacific Coast North
Head Coach: J. Fred Bohler

D 16	W	56-7	at Uniontown HS
D 18	W	31-27	at Eastern Washington
D 19	W	21-13	at Leavenworth AC
D 20	L	22-29	at Leavenworth AC
D 22	W	29-20	at Ellensburg AC
D 23	W	32-13	at Yakima HS
D 29	L	36-43	vs. North Dakota *
D 30	W	32-22	vs. North Dakota *
J 1	W	35-21	at Coeur d'Alene Elks
J 2	L	23-33	at Spokane AC - ot
J 3	W	40-26	at Spokane AC
J 6	W	40-16	Whitman
J 9	W	33-30	Gonzaga
J 16	W	42-33	at Gonzaga
J 17	W	28-17	at Montana
J 20	L	14-18	Oregon State
J 30	W	38-15	Spokane AC
F 4	W	44-20	Pacific
F 7	L	23-33	at Washington
F 9	L	24-30	at Oregon
F 10	L	17-30	at Oregon State
F 12	W	61-22	at Willamette
F 13	W	35-27	at Multnomah AC
F 14	W	28-23	at Whitman
F 18	W	32-17	Montana
F 20	L	14-32	Washington
F 24	L	16-43	Oregon
F 28	L	18-30	at Idaho
M 2	L	9-25	Idaho

Home: 5-4 Away: 12-6 Neutral: 1-1

* - at Spokane, Wash.

1925-26

9-17, 1-8 Pacific Coast North
Head Coach: J. Fred Bohler

D 15	W	61-16	at Garfield AC
D 16	L	27-29	at Eastern Washington
D 18	W	35-30	Montana State
D 28	W	48-16	at Coeur d'Alene Elks
D 29	L	28-40	at Leavenworth AC
D 30	W	37-32	at Leavenworth AC
D 31	L	20-29	at Leavenworth AC
J 1	L	12-31	at Spokane AC
J 2	L	27-28	at Spokane AC
J 5	L	24-26	Leavenworth AC
J 8	W	27-13	College of Idaho
J 9	W	42-25	Eastern Washington
J 15	W	28-18	Montana
J 16	W	36-18	Spokane AC
J 23	L	26-28	Gonzaga
J 27	L	22-34	Oregon
J 29	L	19-33	at Gonzaga
J 30	L	13-23	at Montana
F 6	L	21-34	at Washington
F 8	L	23-35	at Oregon
F 9	L	24-31	at Oregon State
F 12	W	31-21	at Whitman
F 15	L	24-27	Idaho
F 19	L	20-24	Washington
F 25	L	20-31	Oregon State
F 27	L	34-41	Whitman

Home: 5-7 Away: 4-10 Neutral: 0-0

1926-27

11-10, 3-7 Pacific Coast North
Head Coach: Karl Schladeinan

D 14	W	28-14	Potlatch AC
D 16	W	38-35	Montana State
D 17	W	33-25	Montana State
D 29	L	17-29	at Spokane Sparklers
D 31	W	23-10	at Coeur d'Alene
J 1	W	29-20	at Spokane Sparklers
J 6	L	22-26	Eastern Washington
J 8	W	36-16	Gonzaga
J 15	W	33-18	Montana
J 21	W	31-28	at Montana
J 22	W	28-21	at Gonzaga
J 24	L	14-31	Oregon
J 29	W	26-23	at Idaho
F 5	L	16-39	at Washington
F 7	L	19-30	at Oregon State
F 8	L	23-43	at Oregon
F 10	L	20-28	at Whitman
F 12	L	23-29	Washington
F 15	L	21-22	Oregon State
F 22	L	15-21	Idaho
F 26	W	35-22	Whitman

Home: 6-5 Away: 5-5 Neutral: 0-0

1927-28

7-17, 1-9 Pacific Coast North
Head Coach: Karl Schladeinan

D 17	W	25-23	Spokane Sparklers
D 19	L	17-26	at Spokane Sparklers
D 20	L	26-35	at Spokane Sparklers
D 31	W	32-19	Central Washington
J 2	W	34-32	Central Washington
J 3	W	34-28	Central Washington
J 4	W	35-30	Lewis-Clark State
J 5	L	28-42	Lewis-Clark State
J 7	W	19-12	Whitman
J 11	L	31-58	at Montana State
J 12	L	42-57	at Montana State
J 14	L	16-40	at Montana
J 21	L	13-26	at Washington
J 23	L	14-32	at Oregon State
J 24	L	16-33	at Oregon
J 26	L	21-42	at Whitman
J 28	L	30-35	Montana
F 4	L	24-35	Idaho
F 10	L	19-49	Washington
F 15	L	26-37	at Idaho
F 17	L	25-28	Gonzaga
F 21	L	18-42	Oregon
F 24	W	28-21	Oregon State
F 25	L	28-34	at Gonzaga

Home: 7-6 Away: 0-11 Neutral: 0-0

1928-29

9-14, 5-5 Pacific Coast North
Head Coach: Jack Friel

D 15	W	62-18	Lewis-Clark State
D 21	L	35-39	Whitman
D 22	L	29-39	Whitman
D 31	L	27-29	Central Washington
J 1	L	20-22	Central Washington
J 3	L	34-39	Montana State
J 5	L	25-37	Spokane Sparklers
J 11	W	26-17	at Spokane Sparklers
J 12	W	44-23	at Montana
J 16	L	24-27	at Whitman
J 17	L	21-39	at Whitman
J 19	W	30-18	Oregon State
J 21	W	31-28	Oregon
J 26	W	33-29	Gonzaga
F 2	L	27-33	at Gonzaga
F 5	L	21-56	at Idaho
F 8	L	24-38	Washington
F 9	W	59-31	Eugene Mohawks
F 12	L	26-38	Idaho
F 15	W	35-26	at Oregon State
F 16	W	29-28	at Oregon
F 18	L	19-33	at Washington
F 23	L	27-37	Montana

Home: 5-9 Away: 4-5 Neutral: 0-0

1929-30

14-12, 9-7 Pacific Coast North
Head Coach: Jack Friel

D 17	W	43-27	Carroll
D 18	W	44-29	Carroll
D 20	W	31-20	at Whitman
D 21	L	17-26	at Whitman
D 27	W	29-23	Central Washington
D 28	L	33-35	Gonzaga - ot
J 3	W	35-27	Whitman
J 10	W	32-30	at Oregon
J 11	L	32-34	at Oregon
J 13	W	40-27	at Oregon State
J 14	W	28-27	at Oregon State
J 18	W	36-29	Idaho
J 20	L	24-54	at Montana
J 25	L	22-23	at Idaho
J 31	L	29-32	at Washington - ot
F 1	L	19-35	at Washington
F 3	L	23-32	Montana
F 7	L	33-34	at Gonzaga
F 10	L	21-24	Washington
F 11	W	29-26	Washington
F 14	W	31-28	Oregon
F 15	L	21-35	Oregon
F 17	W	28-25	Oregon State
F 18	L	27-29	Oregon State
F 28	W	36-23	Idaho
M 1	W	47-24	at Idaho

Home: 9-5 Away: 5-7 Neutral: 0-0

1930-31

18-7, 10-6 Pacific Coast North
Head Coach: Jack Friel

D 18	W	66-19	Lewis-Clark State
D 19	W	83-25	Lewis-Clark State
D 20	W	40-28	at Whitman
D 27	W	45-17	at Spokane Sparklers
D 29	W	35-22	at Gonzaga
D 30	W	39-19	at Spokane Sparklers
J 3	W	25-20	Central Washington
J 5	L	39-40	Gonzaga
J 9	L	23-29	Oregon State
J 10	W	30-23	Oregon State
J 12	W	39-19	Whitman
J 16	W	32-30	at Oregon
J 17	W	41-33	at Oregon
J 19	L	20-21	at Oregon State
J 20	W	44-30	at Oregon State
J 24	L	25-30	at Idaho
J 31	W	37-13	Idaho
F 2	W	31-21	at Idaho
F 9	W	37-31	Oregon
F 10	W	35-32	Oregon
F 13	L	42-45	at Washington
F 14	L	23-24	at Washington
F 21	W	35-26	Idaho
F 24	W	38-26	Washington
F 25	L	26-39	Washington

Home: 10-3 Away: 8-4 Neutral: 0-0

1931-32

22-5, 11-5 Pacific Coast North
Head Coach: Jack Friel

D 11	W	43-16	at Eastern Washington
D 12	W	49-16	at Eastern Washington
D 16	W	52-27	at Whitman
D 28	W	52-19	at Spokane Elks
D 29	W	39-24	at Gonzaga
D 30	W	43-18	at Gonzaga
J 1	W	54-25	Montana
J 5	W	52-20	Montana
J 6	W	60-31	at Montana
J 9	W	41-23	Whitman
J 11	W	33-21	Oregon
J 12	L	29-42	Oregon
J 15	W	28-27	Washington
J 16	W	49-22	Washington
J 23	W	48-33	Idaho
J 30	W	43-15	at Idaho
F 1	W	28-22	Idaho
F 5	W	31-22	Oregon State
F 6	W	33-22	Oregon State
F 12	L	32-34	at Oregon
F 13	L	21-24	at Oregon
F 15	W	28-24	at Oregon State
F 16	W	28-26	at Oregon State
F 19	W	48-37	at Idaho
F 22	W	38-20	Gonzaga
F 26	L	25-32	at Washington
F 27	L	38-44	at Washington

Home: 11-1 Away: 11-4 Neutral: 0-0

1932-33

17-8, 8-8 Pacific Coast North
Head Coach: Jack Friel

D 9	W	40-14	Dayton
D 10	W	30-25	Eastern Washington
D 12	W	44-12	Bronson Motor
D 14	W	72-20	at Whitman
D 30	W	44-30	at Gonzaga
D 31	W	48-20	at Bronson Motor
J 2	W	45-24	Whitman
J 6	L	22-25	Oregon State
J 7	W	27-20	Oregon State
J 9	W	50-29	Meiji University
J 13	W	39-24	at Oregon
J 14	W	47-31	at Oregon
J 16	L	14-26	at Oregon State
J 17	W	34-31	at Oregon State - ot
J 21	L	20-40	at Idaho
J 27	W	45-28	Oregon
J 28	W	27-22	Oregon
F 10	L	27-31	at Washington - ot
F 11	L	30-32	at Washington
F 17	W	34-26	Washington
F 18	L	28-35	Washington
F 20	W	61-42	Gonzaga
F 25	L	38-40	Idaho
M 3	W	43-29	Idaho
M 4	L	32-35	at Idaho - ot

Home: 11-3 Away: 6-5 Neutral: 0-0

1933-34

14-11, 6-10 Pacific Coast North
Head Coach: Jack Friel

D 9	W	37-24	at Whitman
D 15	W	36-24	Eastern Washington
D 16	W	39-33	Eastern Washington
D 28	L	26-30	at Central Washington
D 29	W	34-26	at Central Washington
D 30	W	47-23	at Gonzaga
J 1	W	37-29	Olson's Swedes
J 2	W	44-23	Whitman
J 5	L	16-28	at Oregon State
J 6	W	26-24	at Oregon State
J 8	L	27-30	at Oregon
J 9	W	38-30	at Oregon
J 15	L	28-30	Washington - ot
J 16	L	30-35	Washington
J 20	L	28-34	Idaho
J 26	L	23-26	Oregon State
J 27	W	24-15	Oregon State
F 3	L	16-33	at Idaho
F 10	W	44-28	Gonzaga
F 16	L	20-25	Oregon
F 17	W	41-29	Oregon
F 23	L	24-39	at Washington
F 24	L	23-39	at Washington
M 2	W	44-26	Idaho
M 3	W	42-37	at Idaho

Home: 8-5 Away: 6-6 Neutral: 0-0

1934-35

12-12, 6-10 Pacific Coast North
Head Coach: Jack Friel

D 14	W	40-37	Eastern Washington
D 15	W	28-26	Eastern Washington
D 18	L	35-36	at Whitman - ot
D 28	W	29-18	at Deserts Independent
D 29	W	43-38	at Gonzaga
D 31	W	39-30	Whitman
J 2	W	51-33	Montana
J 4	L	28-35	at Oregon
J 5	L	27-32	at Oregon
J 7	L	19-25	at Oregon State
J 8	L	28-38	at Oregon State
J 12	L	28-37	at Idaho
J 21	W	24-21	Oregon
J 22	W	37-33	Oregon
J 26	W	42-27	Idaho
F 2	L	29-30	at Idaho
F 8	L	28-36	at Washington
F 9	W	33-27	at Washington
F 15	L	35-37	Washington
F 16	L	19-34	Washington
F 22	W	30-27	Oregon State
F 23	L	22-36	Oregon State
F 27	L	25-29	Gonzaga
M 2	W	34-23	Idaho

Home: 9-4 Away: 3-8 Neutral: 0-0

1935-36

22-8, 8-8 Pacific Coast North
Head Coach: Jack Friel

D 6	W	51-29	OCE
D 7	W	40-33	OCE
D 12	W	42-33	at Whitman
D 16	W	28-27	Drake
D 19	W	46-37	Fresno State
D 21	W	32-22	Eastern Washington
D 27	W	53-27	Puget Sound
D 28	W	45-23	Puget Sound
D 30	W	43-27	Deserts Independent
J 2	W	49-33	at Gonzaga
J 3	W	42-28	at Montana
J 4	W	53-14	at Montana
J 6	W	34-32	Whitman
J 10	L	26-30	at Washington
J 11	L	23-40	at Washington
J 17	W	60-23	Gonzaga
J 21	L	26-27	Oregon State
J 22	W	32-31	Oregon State
F 1	L	30-33	Idaho
F 7	W	46-33	at Idaho
F 8	W	37-23	Idaho
F 14	L	26-33	at Oregon State
F 15	L	26-41	at Oregon State
F 17	L	35-42	at Oregon
F 18	W	51-40	at Oregon
F 24	W	36-35	Washington - ot
F 25	W	47-28	Washington
F 29	W	60-42	at Idaho
M 6	W	44-30	Oregon
M 7	L	45-50	Oregon

Home: 15-3 Away: 7-5 Neutral: 0-0

1936-37

24-8, 11-5 Pacific Coast North
Head Coach: Jack Friel

D 8	W	33-23	UCLA
D 14	W	54-39	Whitman
D 17	L	36-44	at Whitman
D 18	W	38-22	at Central Washington
D 19	W	41-26	at Yakima YMCA
D 30	W	51-34	Montana State
J 1	W	34-25	Eastern Washington
J 2	W	56-25	Gonzaga
J 4	W	48-34	at Gonzaga
J 8	L	26-43	at Oregon
J 9	W	37-32	at Oregon
J 11	W	23-20	at Oregon State
J 12	W	37-32	at Oregon State
J 16	W	41-40	Wheeler-Osgood
J 19	L	36-40	Oregon
J 20	W	42-28	Oregon
J 30	W	42-27	at Idaho
F 1	W	44-38	Montana
F 5	W	35-28	Idaho
F 6	W	29-26	at Idaho
F 12	L	40-45	at Washington
F 13	W	45-35	at Washington
F 19	L	34-37	Washington
F 20	L	35-42	Washington
F 22	W	56-30	at Montana
F 27	W	48-40	Idaho
M 5	W	22-17	Oregon State
M 6	W	42-23	Oregon State
M 12	W	36-33	at Washington *
M 20	W	42-25	Oregon *
M 26	L	28-31	Stanford +
M 27	L	40-41	Stanford +

Home: 13-5 Away: 11-3 Neutral: 0-0

* - North Division Playoff

+ - Pacific Coast Conference North-South Playoff

1937-38

19-11, 12-8 Pacific Coast North
Head Coach: Jack Friel

D 4	L	42-45	at Whitman
D 11	L	40-45	Whitman
D 13	W	48-25	UCLA
D 14	W	40-31	UCLA
D 16	L	31-37	at Eastern Washington
D 17	W	47-24	at Central Washington
D 28	W	40-26	Central Washington
D 29	W	46-35	Eastern Washington
D 31	W	38-20	at Gonzaga
J 4	W	41-31	at Oregon State
J 5	W	25-21	at Oregon State
J 7	L	33-54	at Oregon
J 8	L	46-50	at Oregon
J 14	W	43-42	Idaho
J 15	L	25-35	at Idaho
J 18	L	32-44	Washington
J 19	W	51-46	Washington
J 25	W	41-39	Oregon State - ot
J 26	W	26-25	Oregon State - ot
F 5	W	58-19	Gonzaga
F 7	W	59-37	Montana
F 8	W	56-30	Montana
F 14	L	34-44	Oregon
F 15	W	44-37	Oregon
F 18	W	53-46	at Montana
F 19	W	63-40	at Montana
F 26	W	43-34	Idaho
F 28	L	34-41	at Idaho
M 4	L	37-58	at Washington
M 5	L	36-50	at Washington

Home: 13-3 Away: 6-8 Neutral: 0-0

1938-39

23-10, 8-8 Pacific Coast North
Head Coach: Jack Friel

N 28	W	41-17	at Lewis-Clark State
N 30	W	52-25	Lewis-Clark State
D 1	W	59-41	Inland Motor
D 3	W	43-41	at Whitman
D 7	W	72-44	Whitman
D 9	W	46-24	Portland
D 13	W	40-28	at Eastern Washington
D 15	W	51-23	Willamette
D 16	W	49-36	Willamette
D 17	L	44-45	Utah
D 19	W	32-29	at Gonzaga
D 20	W	42-23	at Central Washington
D 27	W	55-31	Central Washington
D 29	W	44-28	Eastern Washington
J 3	W	30-19	at Oregon State
J 4	W	38-25	at Oregon State
J 6	L	35-46	at Oregon
J 7	W	39-34	at Oregon
J 14	L	18-27	at Idaho
J 17	L	44-56	Oregon
J 18	L	31-57	Oregon
J 23	W	48-41	at Montana
J 24	L	37-38	at Montana
J 28	W	44-27	Idaho
F 4	W	39-35	at Idaho - ot
F 10	L	38-41	at Washington
F 11	L	32-41	at Washington
F 17	L	52-62	Washington
F 18	L	39-49	Washington
F 21	W	42-22	Gonzaga
F 25	W	44-34	Idaho
M 3	W	47-41	Oregon State
M 4	W	42-35	Oregon State

Home: 13-5 Away: 10-5 Neutral: 0-0

1939-40

23-10, 9-7 Pacific Coast North
Head Coach: Jack Friel

N 21	W	58-15	at Lewis-Clark State
N 27	W	52-30	Lewis-Clark State
D 1	W	55-34	Willamette
D 2	W	40-25	Whitman
D 7	W	32-30	at Whitman
D 9	W	52-35	at Eastern Washington
D 12	W	47-32	at Montana State
D 14	L	29-41	at Northwestern
D 16	L	44-52	at Michigan State
D 18	W	38-35	at Wayne State
D 19	W	55-32	at Akron
D 21	L	26-38	at Purdue
D 22	W	44-38	at Bradley
J 2	W	54-27	Eastern Washington
J 5	L	38-39	at Washington - ot
J 6	W	51-35	at Washington
J 13	W	37-29	Idaho
J 16	W	47-40	Oregon State
J 17	L	31-33	Oregon State
J 20	W	52-45	Montana - ot
J 22	W	57-47	Montana
J 27	W	66-42	at Idaho
F 2	W	50-42	Gonzaga
F 3	W	45-37	Idaho
F 9	W	46-37	at Oregon State
F 10	L	40-44	at Oregon State
F 12	L	41-71	at Oregon
F 13	L	50-60	at Oregon
F 19	W	49-44	Washington
F 20	L	52-53	Washington
F 24	L	31-32	at Idaho
M 1	W	62-57	Oregon
M 2	W	55-54	Oregon

Home: 13-2 Away: 10-8 Neutral: 0-0

1940-41

26-6, 13-3 Pacific Coast North
NCAA Tournament Runner-up
Head Coach: Jack Friel

D 2	W	42-26	at Whitman
D 7	W	49-31	Hamline
D 10	W	57-30	at Montana
D 11	W	41-36	at Montana
D 13	W	45-33	Willamette
D 16	W	45-32	Whitman
D 19	L	30-37	at Eastern Washington
D 20	W	42-39	at Gonzaga
D 28	W	50-27	Gonzaga
J 3	W	78-39	Eastern Washington
J 7	L	39-45	at Oregon State
J 8	L	42-44	at Oregon State
J 10	W	48-39	at Oregon
J 11	W	55-40	at Oregon
J 18	W	25-23	at Idaho
J 21	W	47-45	Oregon
J 22	W	50-47	Oregon
F 1	W	40-34	Idaho
F 8	W	55-47	at Idaho
F 11	L	37-47	at Signal Oil-Longview
F 14	W	44-42	at Washington
F 15	W	39-31	at Washington
F 21	W	50-38	Washington
F 22	W	69-47	Washington
M 1	W	37-35	Idaho
M 7	W	42-37	Oregon State
M 8	L	45-50	Oregon State
M 14	W	46-43	Stanford *
M 15	W	44-40	Stanford *
M 21	W	48-39	Creighton +
M 22	W	64-53	Arkansas +
M 29	L	34-39	Wisconsin \$

Home: 14-1 Away: 10-4 Neutral: 2-1

* - Pacific Coast Conference North-South Playoff

+ - NCAA Tournament at Kansas City, Mo.

\$ - NCAA Championship at Kansas City, Mo.

1941-42

21-8, 9-7 Pacific Coast North
Head Coach: Jack Friel

D 5	W	52-32	at Eastern Washington
D 8	L	35-38	at Whitman
D 10	W	57-41	Whitman
D 12	W	74-45	Montana
D 13	W	48-47	Montana
D 15	W	42-34	Willamette
D 19	W	62-23	vs. Missouri *
D 20	W	47-22	vs. Kansas State *
D 22	W	61-45	at Signal Oil-Longview
D 23	W	45-37	vs. Seattle Savidges +
J 2	W	56-38	Eastern Washington
J 3	W	60-36	Gonzaga
J 5	W	67-40	Gonzaga
J 9	W	61-45	at Oregon
J 10	L	38-48	at Oregon
J 12	L	47-52	at Oregon State - ot
J 13	W	53-45	at Oregon State
J 17	L	28-30	Idaho
J 23	W	45-39	at Idaho
J 24	W	41-30	Idaho
J 30	L	34-36	Oregon State
J 31	W	53-48	Oregon State
F 6	W	58-52	Washington
F 7	W	54-43	Washington
F 14	W	45-38	at Idaho
F 18	W	59-48	Oregon
F 23	L	27-41	Oregon
F 27	L	45-55	at Washington
F 28	L	51-75	at Washington

Home: 12-3 Away: 6-5 Neutral: 3-0

* - at Seattle, Wash.

+ - at Longview, Wash.

1943-44

8-19, 3-13 Pacific Coast North
Head Coach: Jack Friel

D 1	W	34-30	at Whitman
D 2	L	27-41	at Whitman
D 3	L	46-52	at Gonzaga
D 4	L	32-38	Lewis-Clark State
D 8	W	36-34	Whitman
D 9	W	33-31	Whitman
D 15	W	40-30	Eastern Washington
J 1	L	38-57	Gonzaga
J 7	L	38-57	at Eastern Washington
J 10	W	45-41	Oregon State
J 11	W	49-35	Oregon State
J 15	L	43-49	Idaho
J 21	L	42-50	at Idaho
J 22	L	45-51	Idaho
J 28	L	39-54	Gonzaga
J 29	L	32-46	at Idaho
F 1	L	36-40	Oregon
F 2	W	38-33	Oregon
F 11	L	40-53	at Washington
F 12	L	41-61	at Washington
F 19	L	38-46	Fort Lewis
F 22	L	36-56	at Oregon
F 23	L	44-56	at Oregon
F 25	W	52-45	at Oregon State
F 26	L	44-55	at Oregon State
M 1	L	50-71	Washington
M 4	L	43-62	Washington

Home: 6-9 Away: 2-10 Neutral: 0-0

1944-45

23-13, 11-5 Pacific Coast North
Head Coach: Jack Friel

D 1	W	65-34	Whitman
D 2	W	73-46	Whitman
D 5	L	32-35	at Fort Wright - ot
D 8	L	51-53	Geiger Field
D 9	W	55-48	Gonzaga
D 12	L	37-57	at Eastern Washington
D 15	L	37-47	at Whitman
D 16	W	54-35	at Whitman
D 18	W	36-32	at Whidbey Island
D 19	W	54-43	at Western Washington
D 20	L	42-63	at Fort Lewis
J 3	W	75-37	Fort Wright
J 4	W	64-54	at Gonzaga
J 6	W	56-49	Eastern Washington-ot
J 8	W	46-36	Oregon
J 9	L	34-47	Oregon
J 16	L	32-54	at Oregon State
J 17	L	36-48	at Oregon State
J 19	W	54-43	at Oregon
J 20	L	48-64	at Oregon
J 26	W	56-41	at Idaho
J 27	W	43-37	Idaho
J 30	W	46-31	Oregon State
J 31	L	42-45	Oregon State - 2 ot
F 2	W	41-30	McCaw Hospital
F 3	L	46-80	Fort Lewis
F 9	W	48-34	Washington
F 10	W	65-43	Washington
F 17	W	69-54	Western Washington
F 23	W	53-42	at Washington
F 24	W	53-45	at Washington
M 1	W	48-33	at Idaho
M 2	W	49-30	Idaho
M 9	L	41-51	Oregon *
M 16	W	53-48	at Oregon *
M 17	L	37-39	at Oregon *

Home: 13-5 Away: 10-8 Neutral: 0-0

* - Pacific Coast Conference North-South Playoff

1945-46

16-13, 5-11 Pacific Coast North
Head Coach: Jack Friel

D 4	W	40-33	at Whitman
D 5	W	41-34	at Whitman
D 8	W	66-38	Gonzaga
D 14	W	68-26	Whitman
D 15	W	53-40	Whitman
D 17	W	59-35	at Gonzaga
D 18	W	49-33	at Central Washington
D 19	L	48-51	at Fees Music Co. (Longview)
D 20	L	51-65	at British Columbia
D 21	W	72-49	Portland
D 22	W	44-39	at Western Washington
D 28	W	52-44	at British Columbia
J 4	L	32-35	at Washington
J 5	L	44-46	at Washington
J 12	L	38-44	Idaho
J 15	W	48-37	Washington
J 16	L	42-56	Washington
J 28	L	48-50	Oregon State
J 29	W	49-34	Oregon State
F 2	L	46-57	at Idaho
F 4	W	67-49	Western Washington
F 9	L	33-35	Idaho
F 12	W	68-61	at Oregon
F 13	L	65-69	at Oregon
F 15	L	43-63	at Oregon State
F 16	L	33-54	at Oregon State
F 22	W	67-61	Oregon
F 23	W	70-63	Oregon
M 2	L	35-37	at Idaho

Home: 9-4 Away: 7-9 Neutral: 0-0

1947-48

19-10, 9-7 Pacific Coast North
Head Coach: Jack Friel

D 5	W	78-48	Whitworth
D 6	W	69-25	at Whitman
D 10	W	55-51	Portland
D 11	W	67-34	Pacific Lutheran
D 12	W	50-44	Pacific Lutheran
D 13	W	54-41	Central Washington
D 15	W	40-36	Gonzaga
D 18	W	58-54	at Manhattan
D 20	W	48-37	at Canisius
D 22	L	35-71	at Illinois
D 23	L	42-59	at Illinois
J 3	L	28-36	at Gonzaga
J 6	W	71-33	Whitman
J 9	L	33-49	Oregon State
J 10	L	38-43	Oregon State
J 16	W	48-47	at Washington
J 17	L	36-51	at Washington
J 23	W	48-23	Idaho
J 24	W	58-34	at Idaho
J 31	W	41-40	Idaho
F 3	W	66-65	Oregon - ot
F 4	W	60-59	Oregon
F 10	W	38-35	at Idaho
F 20	L	50-55	Washington
F 21	W	62-58	Washington - 2 ot
F 27	L	49-65	at Oregon State
F 28	L	52-58	at Oregon State
M 1	W	62-60	at Oregon
M 2	L	54-73	at Oregon

Home: 12-3 Away: 7-7 Neutral: 0-0

1942-43

19-11, 9-7 Pacific Coast North
Head Coach: Jack Friel

N 28	W	50-42	at Whitman
D 3	W	48-34	at Gonzaga
D 4	W	43-40	at Eastern Washington
D 5	W	67-39	Whitman
D 11	W	60-41	Gonzaga
D 12	L	39-44	Eastern Washington
D 17	W	52-44	Pasco Flyers
D 23	L	36-51	at Creighton
D 26	L	39-40	at Temple
D 30	L	55-66	at New York
J 1	W	60-43	at Canisius
J 2	W	55-31	at Wayne State
J 4	W	53-38	at Bradley
J 15	L	36-49	Oregon
J 16	W	46-40	Oregon
J 22	W	54-46	at Idaho
F 1	W	44-35	Oregon State
F 2	W	55-52	Oregon State
F 5	W	41-37	at Washington
F 6	L	34-72	at Washington
F 8	W	68-32	at Fort Lawton
F 12	L	52-61	Washington
F 13	W	53-49	Washington
F 19	W	53-33	Idaho
F 23	L	35-51	at Oregon State
F 24	L	34-43	at Oregon State
F 26	L	45-47	at Oregon
F 27	L	39-54	at Oregon
M 5	W	40-39	at Idaho
M 6	W	63-31	Idaho

Home: 9-3 Away: 10-8 Neutral: 0-0

1946-47

23-10, 11-5 Pacific Coast North
Head Coach: Jack Friel

N 30	W	51-43	at Whitman
D 4	W	66-46	Eastern Washington
D 5	W	64-35	Whitman
D 6	W	61-36	Puget Sound
D 7	W	42-40	Gonzaga
D 11	W	50-49	at Brigham Young
D 12	L	38-44	at Brigham Young
D 13	L	44-50	vs. Utah State *
D 14	W	33-32	at Utah
D 16	W	57-30	at Colorado State
D 17	L	35-36	at Wyoming
D 18	L	35-45	at Wyoming
D 20	W	60-49	at Montana
D 21	W	44-40	at Montana
D 27	W	46-35	at Eastern Washington
D 28	L	38-40	at Gonzaga
D 31	W	60-38	Santa Clara
J 3	L	52-56	at Oregon
J 4	W	52-49	at Oregon
J 6	L	28-52	at Oregon State
J 7	L	30-53	at Oregon State
J 11	W	36-28	at Idaho
J 17	W	51-48	Washington
J 18	W	58-54	Washington
J 24	W	51-37	Oregon
J 25	W	48-46	Oregon
F 1	W	56-38	Idaho
F 8	W	51-39	at Idaho
F 14	W	54-38	at Washington
F 15	L	40-59	at Washington
F 24	L	30-51	Oregon State
F 25	W	49-37	Oregon State
M 1	W	64-44	Idaho

Home: 12-1 Away: 11-8 Neutral: 0-1

* - at Salt Lake City, Utah

1948-49

21-9, 8-8 Pacific Coast North
Head Coach: Jack Friel

D 1	W	66-34	Whitworth
D 3	W	74-63	at Montana
D 4	W	61-56	at Montana
D 11	W	44-35	Eastern Washington
D 15	W	40-33	Gonzaga
D 17	W	61-45	Montana
D 18	W	65-53	Montana
D 20	W	46-41	at Eastern Washington
D 22	W	41-36	Central Washington
D 23	W	55-37	Central Washington
D 27	L	44-54	vs. UCLA *
D 28	W	50-37	vs. Oregon *
D 30	W	55-52	vs. USC *
J 1	W	43-36	at Gonzaga
J 7	W	46-43	Oregon
J 8	W	43-40	Oregon
J 14	W	44-30	Washington
J 15	W	67-50	Washington
J 22	W	54-37	at Idaho (18-NR)
J 29	L	32-41	Idaho (14-NR)
F 7	W	47-41	Oregon State
F 8	L	34-42	Oregon State (17-NR)
F 11	L	38-49	at Oregon (17-NR)
F 12	W	50-48	at Oregon (17-NR)
F 18	L	47-52	at Oregon State
F 19	L	42-51	at Oregon State
F 25	L	31-39	at Idaho
F 26	W	55-37	Idaho
M 4	L	46-51	at Washington
M 5	L	41-54	at Washington

Home: 13-2 Away: 6-6 Neutral: 2-1

* - Pacific Coast Conference Tournament at San Francisco

1949-50

19-13, 11-5 Pacific Coast North
Final National Ranking: No. 18
Head Coach: Jack Friel

D 2	W	68-48	Whitman
D 3	W	58-44	Whitworth
D 5	W	58-49	Eastern Washington
D 9	W	59-39	Seattle
D 17	W	56-44	at Buffalo
D 19	L	44-67	at St. John's
D 21	L	59-67	at Bradley
D 22	L	39-63	at Kansas State
D 23	L	37-43	at Wyoming
D 27	L	44-67	at Eastern Washington
D 28	W	57-47	Central Washington
D 29	W	60-41	Central Washington
J 3	W	42-38	at Oregon State
J 4	L	53-54	at Oregon State
J 6	L	48-51	at Oregon
J 7	W	54-46	at Oregon
J 13	W	56-42	Washington (NR-20)
J 14	L	37-52	Washington (NR-20)
J 20	W	53-39	Oregon State
J 21	W	51-34	Oregon State
J 28	W	63-40	at Idaho
F 6	W	52-51	Oregon
F 7	W	64-48	Oregon (17-NR)
F 10	L	50-51	Idaho (17-NR)
F 17	W	54-46	at Washington (16-NR)
F 18	W	60-42	at Washington (16-NR)
F 24	W	52-34	Gonzaga
F 25	L	43-46	at Gonzaga
M 3	W	39-34	at Idaho
M 4	L	45-50	Idaho - 3 ot
M 10	L	58-60	at UCLA * (18-7)
M 11	L	49-52	at UCLA * (18-7)

Home: 12-3 Away: 7-10 Neutral: 0-0

* - Pacific Coast Conference North-South Playoff

1950-51

17-15, 7-9 Pacific Coast North
Head Coach: Jack Friel

D 1	W	60-56	Eastern Washington
D 2	W	41-40	Whitworth - ot
D 5	W	65-35	Whitman
D 8	W	66-44	at Gonzaga
D 9	L	56-65	Phillips Oilers
D 14	L	43-59	at CCNY (NR-6)
D 16	W	70-49	at Buffalo
D 18	L	69-84	at Beloit
D 20	L	48-71	at Illinois
D 21	W	70-52	at Loyola Marymount
D 22	L	47-55	at USC
D 23	W	53-45	at San Francisco
D 28	W	59-40	Central Washington
D 29	W	67-47	Central Washington
D 30	L	34-53	at Eastern Washington
J 5	W	49-42	Oregon State
J 6	L	46-57	Oregon State
J 12	L	42-43	at Idaho
J 13	W	41-40	Idaho
J 19	W	50-48	Washington (NR-15)
J 20	W	63-60	Washington (NR-15)
J 27	W	45-38	Gonzaga
F 5	W	55-45	Oregon
F 6	L	52-54	Oregon
F 13	L	57-66	at Oregon
F 14	L	55-57	at Oregon
F 16	L	37-49	at Oregon State
F 17	W	45-38	at Oregon State
F 23	W	51-40	Idaho
F 24	L	46-48	at Idaho
M 2	L	44-53	at Washington (NR-19)
M 3	L	41-86	at Washington (NR-19)

Home: 12-3 Away: 5-12 Neutral: 0-0

1951-52

19-16, 6-10 Pacific Coast North
Head Coach: Jack Friel

D 1	L	58-61	Seattle
D 7	L	48-51	Whitworth
D 8	L	51-65	at Gonzaga
D 11	W	69-33	Eastern Washington
D 12	W	63-47	Gonzaga
D 14	W	46-45	at Montana - ot
D 15	L	51-52	at Montana
D 18	W	59-50	at Eastern Washington
D 21	W	68-63	Montana - ot
D 22	W	63-49	Montana
D 28	W	71-64	vs. Northwestern *
D 29	W	62-54	vs. Ohio State *
D 31	W	63-51	at Puget Sound
J 4	L	45-53	at Oregon State
J 5	W	54-44	at Oregon State
J 7	L	45-59	at Oregon
J 8	L	45-59	at Oregon
J 12	W	62-46	Idaho
J 14	L	49-57	at Idaho
J 21	W	56-44	Oregon State
J 22	W	45-37	Oregon State
J 25	W	56-50	Washington (NR-6)
J 26	L	43-67	Washington (NR-6)
F 1	L	52-57	Idaho
F 2	L	55-62	Idaho
F 12	W	62-57	at Whitworth
F 16	W	45-41	at Central Washington
F 22	L	61-71	Oregon
F 23	W	67-65	Oregon
F 29	L	37-75	at Washington (NR-6)
M 1	L	51-82	at Washington (NR-6)
M 5	L	50-64	at University Motors
M 7	L	47-60	at University Motors
M 8	W	67-54	at Hawaii
M 9	W	64-43	at Hickam Field

Home: 9-6 Away: 8-10 Neutral: 2-0

* - at Seattle

1952-53

7-27, 3-13 Pacific Coast North
Head Coach: Jack Friel

D 1	L	71-72	Eastern Washington-ot
D 3	W	61-57	University Motors
D 5	L	71-78	Montana
D 6	W	69-64	Gonzaga
D 9	W	67-50	Whitman
D 10	L	48-54	Whitworth
D 13	L	59-64	at Saint Louis (NR-16)
D 15	L	46-76	at Colorado
D 16	L	44-64	at Brigham Young
D 17	L	65-72	at Utah State
D 19	L	57-72	at Utah
D 20	L	59-69	at Utah
D 22	L	52-64	at Montana
D 23	L	61-85	at Montana
D 26	L	60-65	at USC - ot
D 27	L	47-65	at USC
D 31	W	72-53	at Eastern Washington
J 3	L	49-50	Idaho
J 6	L	27-39	at Oregon State
J 7	W	50-45	at Oregon State
J 9	L	49-74	at Oregon
J 10	L	61-75	at Oregon
J 17	L	57-66	at Gonzaga
J 23	L	41-75	Washington (NR-3)
J 24	L	48-60	Washington (NR-3)
J 30	L	51-69	at Idaho
F 6	L	51-79	at Washington (NR-3)
F 7	L	56-69	at Washington (NR-3)
F 13	L	56-64	Oregon
F 14	L	70-87	Oregon
F 17	L	69-72	Idaho
F 20	W	56-50	Oregon State
F 21	W	64-50	Oregon State
F 24	L	62-75	at Idaho

Home: 4-10 Away: 3-17 Neutral: 0-0

1953-54

10-17, 4-12 Pacific Coast North
Head Coach: Jack Friel

D 1	W	44-43	at Eastern Washington
D 4	W	67-55	Montana
D 5	W	62-60	Gonzaga
D 9	L	45-47	Hawaii
D 11	W	60-49	at Gonzaga
D 12	W	53-47	Whitworth
D 17	L	44-45	at Sacramento State
D 18	L	45-71	at California (NR-15)
D 19	L	49-61	at California (NR-15)
J 2	W	54-48	Eastern Washington
J 4	L	50-56	at Whitworth
J 8	W	56-48	Washington
J 9	L	44-54	Washington
J 15	L	73-75	Oregon
J 16	L	56-65	Oregon
J 19	L	53-71	at Idaho
J 29	W	71-61	Idaho
F 2	L	51-66	at Oregon
F 3	W	74-68	at Oregon
F 5	L	41-65	at Oregon State
F 6	L	54-65	at Oregon State
F 16	L	42-45	at Idaho
F 19	L	49-51	Oregon State
F 20	L	41-62	Oregon State
F 23	W	56-44	Idaho
M 5	L	48-56	at Washington
M 6	L	56-65	at Washington

Home: 7-6 Away: 3-11 Neutral: 0-0

1954-55

11-15, 5-11 Pacific Coast North
Head Coach: Jack Friel

D 1	W	71-57	Eastern Washington
D 4	L	61-69	Gonzaga
D 9	W	69-68	vs. Utah State *
D 10	L	72-73	Utah State
D 11	W	68-62	Whitworth
D 18	W	66-56	at Eastern Washington
D 22	W	72-63	Montana
D 28	L	48-68	vs. Oregon State +
D 29	W	64-56	vs. Idaho +
J 3	W	63-56	Oregon
J 4	L	55-69	Oregon
J 7	L	58-70	at Oregon State
J 8	L	52-56	at Oregon State
J 10	L	45-68	at Oregon
J 11	L	63-76	at Oregon
J 18	W	53-39	Idaho
J 21	L	38-69	Washington
J 22	W	74-73	Washington
J 28	L	73-75	at Idaho - ot
J 29	W	68-60	Idaho
F 7	L	61-71	at Gonzaga
F 11	L	40-76	at Washington
F 12	L	49-63	at Washington
F 18	L	61-73	Oregon State (NR-16)
F 19	W	68-66	Oregon State (NR-16)
F 22	L	59-77	at Idaho

Home: 8-5 Away: 1-9 Neutral: 2-1

* - at Spokane, Wash.

+ - Washington Invitational at Seattle

1955-56

4-22, 2-14 Pacific Coast
Head Coach: Jack Friel

D 5	L	66-71	at Whitworth
D 9	L	65-68	Utah State
D 10	W	73-53	Gonzaga
D 16	L	54-73	at Montana
D 17	L	56-91	at Utah (NR-3)
D 22	L	52-91	at Tulane
D 23	L	60-63	at Spring Hill
D 26	L	56-60	at Mississippi Southern
D 28	W	60-56	vs. Louisiana Tech *
D 29	L	55-63	at Centenary *
J 6	L	40-59	Oregon State
J 7	W	58-52	Oregon State
J 13	L	72-86	UCLA
J 14	L	70-95	UCLA
J 20	L	42-62	at Washington
J 21	L	57-80	at Washington
F 10	L	55-76	at USC
F 11	L	54-85	at USC
F 17	L	55-87	at California
F 18	L	59-73	at California
F 24	L	76-81	Stanford
F 25	W	69-67	Stanford
M 2	L	63-80	at Oregon
M 3	L	58-72	at Oregon
M 9	L	62-78	at Idaho
M 10	L	71-78	Idaho

Home: 3-6 Away: 0-16 Neutral: 1-0

* - Louisiana Invitational at Shreveport, La.

1956-57

8-18, 4-12 Pacific Coast
Head Coach: Jack Friel

D 1	L	60-61	Whitworth
D 3	L	53-72	at Gonzaga
D 7	W	81-58	Montana
D 8	L	57-58	Utah State
D 10	W	66-63	at Whitworth
D 14	L	48-66	at Montana
D 15	L	61-66	at Montana
D 18	L	60-62	Gonzaga
D 28	W	91-61	Eastern Washington
D 29	W	66-54	at Eastern Washington
J 4	L	58-66	California
J 5	L	51-61	California
J 11	L	65-87	at UCLA (NR-8)
J 12	L	62-83	at UCLA (NR-8)
J 15	W	73-70	Idaho
J 22	L	57-69	at Idaho
J 25	W	87-81	Oregon
J 26	W	74-67	Oregon
F 8	L	51-60	at Stanford
F 9	L	62-80	at Stanford
F 15	L	68-73	USC
F 16	W	70-64	USC
M 1	L	59-65	at Oregon State
M 2	L	49-70	at Oregon State
M 8	L	72-73	Washington
M 9	L	66-76	Washington

Home: 6-8 Away: 2-10 Neutral: 0-0

1957-58

7-19, 3-13 Pacific Coast
Head Coach: Jack Friel

D 3	L	62-78	Montana
D 6	W	68-56	at Idaho State *
D 7	L	59-68	vs. Montana State *
D 10	W	77-45	Whitworth
D 13	W	67-59	at Montana
D 14	L	58-68	at Montana
D 17	L	54-57	Colorado State
D 18	W	65-57	Gonzaga
D 21	L	64-71	at Utah (NR-15)
D 23	L	48-70	at Utah (NR-15)
J 3	L	65-67	USC
J 4	W	64-51	Stanford
J 10	L	53-58	at Stanford
J 11	L	32-47	at California
J 17	L	67-85	Idaho
J 18	L	58-67	at Idaho
J 24	L	45-63	Oregon
F 7	L	64-71	at UCLA
F 8	L	49-54	at USC
F 14	L	44-64	UCLA
F 22	L	48-59	California
F 24	L	62-68	Washington
F 28	W	58-41	at Washington
M 1	W	65-51	at Oregon
M 3	L	31-69	at Oregon State
M 7	L	62-67	Oregon State

Home: 3-9 Away: 4-9 Neutral: 0-1
* - Idaho State Invitational at Pocatello, Idaho

1959-60

13-13, Independent
Head Coach: Marv Harshman

D 1	W	81-70	at Gonzaga
D 4	W	84-60	Montana
D 8	W	59-55	Idaho
D 12	L	62-77	at Washington
D 14	W	69-67	Gonzaga
D 17	L	69-88	at Utah (NR-7)
D 18	L	58-72	at Utah State
D 21	L	70-94	at Arizona State
D 22	W	64-58	at Arizona
D 26	W	71-45	vs. Hawaii *
D 28	L	48-63	vs. Oregon *
D 29	W	59-57	vs. Idaho *
J 2	L	38-49	at Oregon State
J 4	L	48-62	at Oregon
J 8	W	87-73	Montana State
J 9	L	64-68	Oregon
J 15	L	43-54	at California (NR-2)
J 16	L	44-57	at Stanford
J 22	L	59-62	Oregon State
J 25	L	58-67	Stanford - ot
J 29	W	79-71	vs. Washington +
F 10	W	74-70	at Montana
F 13	W	61-53	Idaho
F 20	W	77-69	at Idaho
F 26	W	78-68	at Montana State
M 5	L	47-64	Washington

Home: 5-4 Away: 5-8 Neutral: 3-1
* - Far West Classic at Portland, Ore.
+ - played at Spokane, Wash.

1961-62

8-18, Independent
Head Coach: Marv Harshman

D 2	L	58-69	at Montana State
D 9	W	62-55	Montana State
D 11	W	74-73	Gonzaga - ot
D 19	W	69-64	Fresno State
D 20	L	72-81	Fresno State
D 27	W	61-54	vs. California *
D 29	L	66-78	vs. Oregon State *
D 30	L	74-75	vs. Idaho *
J 5	L	56-69	Oregon State
J 6	L	65-68	Oregon State
J 9	W	65-60	Idaho
J 12	L	68-73	Seattle
J 19	L	81-91	at Oregon - ot
J 20	L	71-81	at Oregon
J 22	L	51-67	at Stanford
F 2	L	66-75	at Idaho
F 3	W	63-62	Idaho
F 8	L	61-74	at Gonzaga
F 16	W	71-45	Oregon
F 17	W	70-63	Oregon
F 23	L	51-66	at Washington
F 24	L	74-98	at Seattle
F 27	L	60-65	at Idaho
M 2	L	55-62	at Oregon State
M 3	L	46-63	at Oregon State
M 10	L	58-72	Washington

Home: 7-5 Away: 0-11 Neutral: 1-2
* - Far West Classic at Portland, Ore.

1963-64

5-21, 2-13 AAWU
Head Coach: Marv Harshman

D 2	L	66-80	Oregon State
D 3	L	58-75	Oregon State
D 10	W	85-68	Idaho
D 19	L	71-102	at Utah
D 20	W	59-48	at Regis
D 21	L	60-96	at Colorado State
D 27	L	62-79	vs. Oregon *
D 28	L	79-81	vs. Seattle *
D 30	L	66-74	vs. Iowa *
J 3	L	83-88	UCLA (NR-2)
J 4	L	77-121	UCLA (NR-2)
J 10	L	64-72	at California
J 11	L	56-72	at California
J 17	W	61-59	Washington
J 18	L	61-63	Washington
J 24	L	61-71	at Oregon
J 25	W	81-71	at Oregon
F 7	L	69-80	Stanford
F 8	L	48-84	Stanford
F 14	L	60-68	at USC
F 15	W	80-76	at USC
F 22	L	77-81	USC - ot
F 24	L	70-72	California
F 29	L	56-93	at UCLA (NR-1)
M 2	L	55-81	at Stanford
M 6	L	52-57	at Washington

Home: 2-9 Away: 3-9 Neutral: 0-3
* - Far West Classic at Portland, Ore.

1958-59

10-16, 3-13 Pacific Coast
Head Coach: Marv Harshman

D 2	W	64-54	Eastern Washington
D 4	W	68-67	at Gonzaga
D 6	W	88-79	Gonzaga
D 9	W	53-42	Whitworth
D 12	L	59-72	at Brigham Young
D 13	L	57-66	at Utah State
D 15	W	41-34	at Montana State
D 19	L	43-53	at Montana
D 30	W	66-58	Montana
J 2	L	40-59	Stanford
J 3	W	71-54	UCLA
J 9	L	41-68	at UCLA
J 10	L	67-73	at USC - ot
J 16	L	42-49	at Idaho
J 17	L	55-65	Idaho
J 23	L	66-76	Oregon State
J 24	W	61-55	Montana State
F 6	L	73-82	at Washington
F 7	L	58-72	at Oregon State
F 9	L	54-61	at Oregon
F 14	W	77-75	USC
F 20	L	37-61	California (NR-15)
F 21	L	80-82	Washington
F 27	L	58-59	at Stanford
F 28	L	45-65	at California (NR-12)
M 7	W	70-63	Oregon

Home: 8-5 Away: 2-11 Neutral: 0-0

1960-61

10-16, Independent
Head Coach: Marv Harshman

D 3	L	77-80	Gonzaga
D 9	L	55-56	at Idaho
D 10	W	64-56	Idaho
D 15	L	64-83	at Wichita State
D 17	L	46-74	at Purdue
D 19	L	58-79	at Illinois (NR-19)
D 21	W	51-50	at Stanford
D 28	L	61-72	vs. Seattle *
D 29	W	78-72	vs. Wisconsin *
D 30	L	44-58	vs. Oregon *
J 5	W	81-60	at Gonzaga
J 13	L	66-76	Oregon State
J 14	W	72-61	Oregon State
J 20	L	53-60	at Oregon
J 21	L	47-72	at Oregon State
J 28	L	67-85	at Idaho
F 4	W	83-63	Stanford
F 6	W	83-76	Seattle
F 10	L	52-53	at Oregon State
F 11	W	77-73	at Oregon
F 17	L	77-79	at Seattle
F 21	W	77-63	Idaho
F 25	L	63-66	Washington
M 3	W	81-56	Oregon
M 4	L	68-76	Oregon
M 11	L	66-79	at Washington

Home: 6-4 Away: 3-10 Neutral: 1-2
* - Far West Classic at Portland, Ore.

1962-63

5-20, Independent
Head Coach: Marv Harshman

N 30	L	47-77	Colorado State
D 1	W	79-69	Long Beach State
D 11	W	70-66	Gonzaga
D 15	L	57-75	at Montana
D 20	L	57-94	at Idaho
D 26	L	57-67	vs. Oregon *
D 28	L	57-67	vs. Arizona *
D 29	L	63-64	vs. Idaho *
J 4	L	47-74	at Oregon State
J 5	L	50-61	at Oregon State
J 8	L	67-75	Idaho
J 10	L	56-73	at Gonzaga
J 12	W	80-65	Montana State
J 15	L	65-72	at Idaho
J 18	L	51-60	Oregon
J 19	L	44-58	Oregon
F 1	W	66-57	Idaho
F 9	L	71-73	at Montana State
F 11	W	74-63	Montana
F 21	L	56-61	Washington
F 22	L	70-83	at Oregon
F 23	L	72-84	at Oregon
M 1	L	56-79	Oregon State
M 2	L	65-74	Oregon State
M 9	L	57-59	at Washington

Home: 5-7 Away: 0-10 Neutral: 0-3
* - Far West Classic at Portland, Ore.

1964-65

9-17, 6-8 AAWU
Head Coach: Marv Harshman

D 1	L	54-76	at Idaho
D 5	L	71-72	at Gonzaga
D 12	L	66-70	at Washington
D 15	W	75-70	Idaho
D 16	L	49-54	at Gonzaga
D 18	L	77-88	at Arizona State *
D 19	W	67-63	vs. Texas Western *
D 28	L	65-70	vs. Northwestern +
D 29	L	54-59	vs. Army +
D 30	L	66-68	vs. Purdue +
J 8	L	43-70	at Stanford
J 9	L	46-63	at California
J 15	W	75-68	Oregon
J 16	W	64-53	Oregon State
J 22	W	56-53	Washington ^
J 23	L	69-74	Oregon ^
F 5	L	41-93	at UCLA (NR-2)
F 6	L	57-59	at USC
F 12	L	65-88	USC
F 13	L	68-70	UCLA (NR-2)
F 19	W	60-53	California
F 20	W	59-58	Stanford
F 26	L	51-66	at Oregon State
F 27	W	71-61	at Oregon
M 5	W	78-74	at Washington - 2 ot
M 6	L	55-76	Washington

Home: 6-4 Away: 2-10 Neutral: 1-3
* - Arizona Invitational at Tempe, Ariz.
+ - Far West Classic at Portland, Ore.
^ - Nonconference games

1965-66

15-11, 6-8 AAWU

Head Coach: Marv Harshman

D 3	W	106-78	at Gonzaga
D 4	W	89-64	Montana State
D 8	W	92-62	Montana
D 11	W	84-78	at Montana
D 13	W	85-70	at Montana State
D 17	W	84-73	Denver
D 21	W	101-86	Idaho
D 28	L	77-88	vs. Stanford*
D 29	W	76-58	vs. Oregon*
D 30	L	81-93	vs. Michigan* (NR-7)
J 8	L	70-71	California
J 10	W	61-58	Stanford
J 14	L	52-68	at Oregon State
J 15	L	58-66	at Oregon
J 21	W	115-91	Idaho
J 29	L	82-97	Gonzaga
F 5	W	84-83	UCLA
F 7	W	75-62	USC
F 11	L	61-88	at UCLA
F 12	L	72-75	at USC
F 18	W	74-71	at California
F 19	L	61-80	at Stanford
F 26	L	47-54	Oregon State
F 28	W	88-83	Oregon
M 4	L	67-70	at Washington
M 7	W	81-74	Washington

Home: 10-3 Away: 4-6 Neutral: 1-2

* - Far West Classic at Portland, Ore.

1967-68

16-9, 8-6 AAWU

Head Coach: Marv Harshman

D 2	W	95-66	Gonzaga
D 8	W	93-70	Nebraska
D 9	L	76-91	Nebraska
D 12	W	71-54	at Idaho
D 16	W	81-61	at Montana
D 27	W	82-75	vs. Princeton *
D 29	L	61-62	vs. Oregon State *
D 30	L	78-85	vs. Utah * (NR-7)
J 5	L	69-97	at UCLA (NR-1)
J 6	L	73-92	at USC
J 13	W	82-62	Oregon State
J 15	W	85-66	Oregon
J 20	W	75-70	at Washington
J 26	W	79-57	Montana
J 27	W	75-45	Idaho
F 3	W	101-70	at Gonzaga
F 9	W	74-71	at Stanford
F 10	L	76-82	at California
F 17	W	87-66	California
F 19	W	87-75	Stanford
F 24	L	58-73	USC
F 26	L	70-101	UCLA (NR-2)
M 1	L	73-81	at Oregon
M 2	W	81-76	at Oregon State - ot
M 8	W	87-63	at Washington

Home: 8-3 Away: 7-4 Neutral: 1-2

* - Far West Classic at Portland, Ore.

1969-70

19-7, 9-5 Pacific-8

Head Coach: Marv Harshman

D 1	W	85-69	Gonzaga
D 5	W	94-83	at Hawaii
D 6	W	96-80	at Hawaii
D 12	W	84-63	Idaho
D 13	W	106-77	Montana
D 19	W	84-74	vs. Colorado *
D 20	L	76-85	at New Mexico *
D 27	W	59-58	vs. Illinois + (NR-15)
D 29	L	57-66	vs. Oregon +
D 30	W	59-54	vs. Oregon State +
J 3	W	73-66	at Gonzaga
J 10	W	71-61	California
J 12	W	72-62	Stanford
J 16	L	79-90	at Oregon
J 17	L	65-80	at Oregon State
J 24	L	36-37	at Washington
J 31	W	53-48	at Idaho
F 7	W	89-72	USC (NR-11)
F 9	L	70-72	UCLA (NR-1)
F 13	L	61-95	at UCLA (NR-1)
F 14	W	66-63	at USC (NR-18)
F 20	W	85-62	at Stanford
F 21	W	74-63	at California
F 28	W	86-51	Oregon State
M 2	W	96-87	Oregon
M 7	W	79-68	Washington

Home: 9-1 Away: 7-5 Neutral: 3-1

* - New Mexico Invitational at Albuquerque, N.M.

+ - Far West Classic at Portland, Ore.

1971-72

11-15, 3-11 Pacific-8

Head Coach: Bob Greenwood

D 1	L	65-77	at Gonzaga
D 3	W	73-55	Montana
D 6	W	82-61	Gonzaga
D 13	W	77-59	at Idaho
D 17	W	76-73	vs. Oklahoma City *
D 18	L	60-74	at Utah *
D 20	L	73-84	at Houston (NR-20)
D 28	W	81-67	vs. Michigan +
D 29	W	60-51	vs. New Mexico +
D 30	L	61-85	vs. Florida State +
J 7	L	54-76	at Stanford
J 8	L	76-79	at California - 2 ot
J 15	W	82-60	Idaho
J 22	L	71-77	Oregon State
J 24	W	73-56	Oregon
J 29	W	106-65	Nevada
F 4	L	92-103	at Washington
F 11	L	58-89	at UCLA (NR-1)
F 12	L	66-78	at USC
F 19	L	65-73	USC
F 21	L	55-85	UCLA (NR-1)
F 26	L	78-81	California
F 28	W	68-66	Stanford
M 3	L	64-99	at Oregon State
M 4	W	77-69	at Oregon
M 10	L	63-96	Washington

Home: 6-5 Away: 2-9 Neutral: 3-1

* - Utah Invitational at Salt Lake City, Utah

+ - Far West Classic at Portland, Ore.

1966-67

15-11, 8-6 AAWU

Head Coach: Marv Harshman

D 2	W	72-70	Gonzaga
D 5	W	115-79	Montana State
D 10	L	63-73	at Ohio State
D 12	L	75-100	at Nebraska
D 13	L	78-80	at Nebraska
D 17	W	78-58	Montana
D 21	L	47-49	at Idaho
D 28	W	92-86	vs. West Virginia *
D 29	W	77-56	vs. Oregon *
D 30	L	72-80	vs. Washington *
J 7	L	67-76	UCLA (NR-1)
J 9	W	76-74	USC
J 13	L	61-63	at Oregon State
J 14	W	75-71	at Oregon
J 21	W	78-69	Washington
J 28	W	73-60	Idaho
F 4	W	69-64	at Gonzaga
F 11	W	82-58	Stanford
F 13	W	75-67	California
F 17	W	85-81	at California
F 18	L	70-71	at Stanford - ot
F 24	W	86-76	at USC
F 25	L	78-100	at UCLA (NR-1)
M 4	W	82-79	Oregon - ot
M 6	L	49-51	Oregon State - ot
M 9	L	75-86	at Washington

Home: 9-2 Away: 4-8 Neutral: 2-1

* - Far West Classic at Portland, Ore.

1968-69

18-8, 11-3 Pacific-8

Head Coach: Marv Harshman

N 30	W	87-62	Idaho
D 3	W	91-64	at Gonzaga
D 7	W	90-57	Montana
D 13	L	96-100	at Montana
D 16	L	74-75	Ohio State (NR-17)
D 21	L	69-84	at Ohio State (NR-17)
D 23	L	61-77	at Northwestern
D 27	W	86-68	vs. Syracuse *
D 28	W	51-50	vs. Oregon State - ot*
D 30	L	78-80	vs. Oregon *
J 4	W	53-50	at Idaho
J 10	L	60-68	at California
J 11	W	71-66	at Stanford
J 18	W	67-63	Oregon
J 20	W	61-60	Oregon State
J 25	W	62-55	Washington
F 1	W	85-61	Gonzaga
F 7	W	72-70	at USC - ot
F 8	L	80-108	at UCLA (NR-1)
F 15	L	59-83	UCLA (NR-1)
F 17	W	64-52	USC
F 22	W	69-68	Stanford
F 24	W	84-66	California
F 28	W	62-60	at Oregon State
M 1	W	66-65	at Oregon
M 7	W	69-61	at Washington

Home: 9-2 Away: 7-5 Neutral: 2-1

* - Far West Classic at Portland, Ore.

1970-71

12-14, 2-12 Pacific-8

Head Coach: Marv Harshman

D 1	W	81-70	at Gonzaga - ot
D 5	L	72-74	Gonzaga
D 7	W	80-63	Montana
D 11	W	74-67	at Idaho
D 14	W	81-69	at Montana
D 19	W	69-64	at Boise State
D 21	W	60-59	at San Jose State
D 22	W	90-68	at Nevada
D 26	W	83-80	vs. Indiana * (NR-11)
D 29	L	48-64	vs. Oregon * (NR-17)
D 30	W	65-55	vs. Stanford *
J 8	L	68-78	at USC (NR-4)
J 9	L	71-95	at UCLA (NR-1)
J 23	L	68-95	Oregon (NR-16)
J 25	L	73-78	Oregon State
J 30	W	91-70	Idaho
F 6	W	90-79	Washington
F 12	L	72-90	at California
F 13	L	70-77	at Stanford
F 20	W	89-79	Stanford
F 22	L	76-102	California
F 27	L	53-57	UCLA (NR-1)
M 1	L	64-75	USC (NR-3)
M 5	L	67-81	at Oregon State
M 6	L	68-69	at Oregon - ot
M 12	L	63-73	at Washington

Home: 4-6 Away: 6-7 Neutral: 2-1

* - Far West Classic at Portland, Ore.

1972-73

6-20, 2-12 Pacific-8

Head Coach: George Raveling

D 1	L	60-72	Houston
D 5	L	52-54	at Gonzaga
D 8	W	74-65	San Jose State
D 12	L	53-68	Idaho
D 15	L	49-72	at Montana
D 20	L	56-61	Montana State
D 27	L	35-41	vs. Minnesota * (NR-5)
D 29	W	63-41	vs. Columbia *
D 30	W	65-64	vs. Baylor *
J 3	L	61-71	at Denver
J 6	W	61-49	Stanford
J 8	L	53-59	California
J 12	L	71-91	at Oregon State
J 13	L	63-77	at Oregon
J 16	L	52-61	Gonzaga
J 19	W	78-61	at Idaho
F 2	L	51-58	at Washington
F 10	L	50-88	UCLA (NR-1)
F 12	L	63-80	USC
F 16	L	55-79	at USC
F 17	L	64-96	at UCLA (NR-1)
F 23	L	57-98	at California
F 24	L	44-59	at Stanford
M 3	L	65-66	Oregon
M 5	W	67-64	Oregon State
M 9	L	76-88	Washington

Home: 3-9 Away: 1-10 Neutral: 2-1

* - Far West Classic at Portland, Ore.

1973-74

8-21, 3-11 Pacific-8

Head Coach: George Raveling

D 1	W	80-78	Louisiana State *
D 6	L	45-67	at DePaul
D 8	L	63-72	at Illinois State
D 10	W	57-53	at Gonzaga
D 12	L	67-76	Boise State
D 14	L	51-66	at Kansas +
D 15	L	60-63	vs. Princeton - 2 ot +
D 17	L	47-58	at Nevada-Las Vegas
D 19	W	74-70	Portland State
D 26	L	65-72	vs. St. Joseph's (Pa.) ^
D 28	W	82-71	vs. Santa Clara ^
D 29	L	67-82	vs. Providence ^ (NR-9)
J 5	W	71-56	USC (NR-11)
J 7	L	45-55	UCLA (NR-1)
J 11	L	54-69	at Oregon
J 12	W	72-69	at Oregon State
J 18	W	53-48	at Montana State
J 29	L	68-77	at San Diego
F 2	L	77-90	at Washington
F 8	L	65-69	at California
F 9	L	51-65	at Stanford
F 16	L	51-72	Stanford
F 18	W	74-57	California
F 22	L	68-93	at UCLA (NR-3)
F 23	L	59-86	at USC (NR-11)
F 27	L	70-74	at Idaho
M 2	L	63-76	Oregon State
M 4	L	61-92	Oregon
M 9	L	71-82	Washington

Home: 4-6 Away: 3-12 Neutral: 1-3

* - WSU's first game at Friel Court

+ - Jayhawk Tournament at Lawrence, Kan.

^ - Far West Classic at Portland, Ore.

1975-76

19-7, 9-5 Pacific-8

Head Coach: George Raveling

N 28	W	86-81	San Diego State ^
D 2	W	78-58	at Seattle
D 6	W	82-77	Jacksonville
D 10	W	83-68	San Francisco State
D 16	W	99-65	Southwestern Louisiana #
D 19	L	74-80	vs. Long Beach State *
D 20	L	81-91	at Dayton *
J 3	W	76-71	Illinois State
J 5	W	95-89	Montana State
J 9	W	62-60	at Stanford
J 10	W	74-69	at California
J 15	W	73-82	Oregon State + (NR-17)
J 17	W	78-69	Oregon
J 21	W	84-67	at Idaho
J 25	W	77-76	at Gonzaga - ot
J 31	L	65-75	at Washington (NR-6)
F 5	W	80-72	USC
F 7	L	71-91	UCLA (NR-9)
F 10	W	87-61	Cal Poly-San Luis Obispo
F 12	L	78-104	at UCLA (NR-6)
F 14	W	84-70	at USC
F 19	W	98-85	California
F 21	W	91-79	Stanford
F 26	L	55-69	at Oregon State
F 28	L	56-70	at Oregon (NR-17)
M 6	W	61-59	Washington (NR-10)

Home: 13-1 Away: 6-5 Neutral: 0-1

^ - Spokane, Wash.

- played at Bohler Gym

* - Dayton Tournament at Dayton, Ohio

+ - Game later forfeited to WSU

1977-78

16-11, 7-7 Pacific-8

Head Coach: George Raveling

N 26	W	67-65	vs. Puget Sound *
N 30	L	58-83	at Louisiana State
D 3	W	85-61	Northern Arizona
D 6	L	54-55	at Seattle
D 8	W	64-53	Humboldt State
D 10	W	96-70	Eastern Montana
D 13	W	58-52	at Gonzaga
D 17	L	73-79	Ohio State - ot
D 20	W	75-62	at Pepperdine
D 28	W	82-75	vs. Illinois +
D 29	L	46-47	vs. Colorado State +
D 30	W	62-56	vs. Villanova +
J 5	L	65-68	USC
J 8	L	55-70	UCLA (NR-7)
J 12	W	62-59	at Stanford
J 14	L	64-66	at California
J 18	W	69-67	at Idaho
J 28	L	52-68	at Washington
F 2	W	63-58	Oregon State
F 4	W	54-48	Oregon
F 9	W	57-55	at Oregon
F 11	L	46-58	at Oregon State
F 17	L	59-60	at UCLA (NR-4)
F 18	L	54-55	at USC
F 24	W	90-83	California
F 25	W	67-64	Stanford
M 4	W	57-52	Washington

Home: 8-3 Away: 5-7 Neutral: 3-1

* - at Spokane, Wash.

+ - Far West Classic at Portland, Ore.

1979-80

22-6, 14-4 Pacific-10

NCAA Tournament First Round

Head Coach: George Raveling

D 1	W	79-71	St. Martin's
D 3	W	61-46	vs. Wisconsin-Parkside *
D 5	W	75-48	at Gonzaga
D 8	W	84-63	Rhode Island
D 12	L	67-86	at Alabama- Birmingham
D 15	W	108-74	Simon Fraser
D 18	W	92-65	Arkansas-Little Rock
D 20	L	74-75	at Arizona State
D 22	W	59-57	at Arizona
D 29	W	84-55	vs. Eastern Montana +
J 5	W	72-68	at Washington
J 9	W	63-57	vs. Idaho *
J 12	W	102-74	Stanford
J 14	W	83-64	California
J 17	L	63-65	at Oregon State (NR-4)
J 19	W	62-52	at Oregon
J 24	W	77-57	USC
J 26	W	80-64	UCLA
F 2	L	63-64	Washington
F 7	W	80-68	at California
F 9	W	93-75	at Stanford
F 14	W	81-66	Oregon
F 16	W	69-51	Oregon State (NR-4)
F 21	L	66-80	at UCLA (20-NR)
F 23	W	69-67	at USC (20-NR)
F 28	W	71-58	Arizona State (NR-15)
M 1	W	74-71	Arizona
M 6	L	55-62	vs. Penn \$

Home: 12-1 Away: 7-4 Neutral: 3-1

* - at Spokane, Wash.

+ - at Richland, Wash.

\$ - NCAA Tournament First Round at West Lafayette, Ind.

1974-75

10-16, 1-13 Pacific-8

Head Coach: George Raveling

D 2	W	76-67	at San Diego State
D 7	W	80-72	Seattle
D 11	W	83-69	DePaul
D 18	W	72-69	Denver
D 20	L	75-97	at Kentucky * (NR-20)
D 21	L	83-92	vs. Villanova *
D 26	W	67-61	vs. Wake Forest +
D 27	W	68-65	vs. Oregon State +
D 28	L	65-74	vs. Oregon + (NR-19)
J 2	W	73-50	at Gonzaga
J 7	W	74-48	San Diego
J 10	L	80-94	at USC (NR-6)
J 11	L	69-77	at UCLA (NR-3)
J 16	L	68-69	Oregon (NR-8)
J 18	L	73-82	Oregon State
J 28	W	76-70	Idaho
F 1	L	70-103	Washington
F 6	L	58-71	Stanford
F 8	L	46-56	California
F 14	L	64-78	at California
F 15	L	70-92	at Stanford
F 20	L	61-69	UCLA (NR-2)
F 22	L	68-81	USC (NR-10)
F 28	L	41-44	at Oregon State (NR-17)
M 1	L	52-56	at Oregon
M 8	W	81-73	at Washington

Home: 5-7 Away: 3-7 Neutral: 2-2

* - Blue Grass Tournament at Lexington, Ky.

+ - Far West Classic at Portland, Ore.

1976-77

19-8, 8-6 Pacific-8

Head Coach: George Raveling

N 27	W	74-68	vs. Pacific Lutheran *
N 30	W	76-63	Seattle
D 3	W	66-57	vs. Gonzaga +
D 6	W	90-70	Sacramento State
D 9	L	65-72	at Rhode Island
D 11	W	74-67	at Jacksonville
D 13	W	85-62	Cal State-Bakersfield
D 18	W	67-66	at Ohio State
D 20	L	67-71	vs. Pepperdine +
D 27	W	69-62	vs. Fresno State ^
D 30	W	54-51	at Southwestern Louisiana
J 3	W	80-66	vs. Idaho +
J 6	W	80-68	Stanford
J 8	W	77-63	California
J 11	W	64-63	at Montana State
J 13	L	58-61	at Oregon State
J 15	W	49-45	at Oregon (NR-20)
J 29	L	68-71	Washington
F 3	W	67-65	at USC
F 5	L	59-72	at UCLA (NR-2)
F 10	L	62-65	UCLA (NR-2)
F 12	W	72-55	USC
F 18	L	52-66	at California
F 19	W	69-52	at Stanford
F 24	W	55-53	Oregon (NR-17)
F 26	W	74-62	Oregon State
M 3	L	52-66	at Washington

Home: 8-2 Away: 7-5 Neutral: 4-1

* - at Richland, Wash.

+ - at Spokane, Wash.

^ - at Olympia, Wash.

1978-79

18-9, 10-8 Pacific-10

Head Coach: George Raveling

N 24	W	103-77	vs. Seattle Pacific *
N 29	W	47-37	at Fresno State
D 6	W	88-70	Northern Arizona
D 8	W	74-68	Arizona
D 9	W	84-67	Arizona State
D 13	W	66-63	vs. Gonzaga - 2 ot *
D 18	W	74-67	at Ohio State
D 27	L	52-98	vs. Michigan State + (NR-4)
D 29	W	83-68	vs. Seattle +
D 30	W	60-47	vs. Washington +
J 2	W	64-51	vs. Idaho *
J 4	L	56-57	Washington
J 11	W	75-52	at Stanford
J 13	L	65-67	at California
J 18	W	67-61	Oregon State
J 20	W	74-65	Oregon
J 25	L	71-89	at UCLA (NR-6)
J 27	L	61-67	at USC
F 3	W	65-56	at Washington
F 10	W	68-52	California
F 12	W	69-47	Stanford
F 16	L	52-66	at Oregon State
F 17	W	53-52	at Oregon
F 22	L	69-71	USC
F 24	L	102-110	UCLA - 3 ot (NR-1)
M 3	L	72-78	at Arizona
M 5	W	84-79	at Arizona State

Home: 7-3 Away: 6-5 Neutral: 5-1

* - at Spokane, Wash.

+ - Far West Classic at Portland, Ore.

1980-81

10-17, 3-15 Pacific-10

Head Coach: George Raveling

N 28	W	63-58	vs. Seattle Pacific *
D 1	L	51-65	vs. Idaho *
D 3	W	78-70	at Eastern Montana
D 6	L	50-56	St. Martin's
D 10	W	73-59	Montana State
D 13	W	63-52	vs. Gonzaga *
D 16	W	61-53	Cal State-Bakersfield
D 19	W	98-68	vs. Wisconsin-Oshkosh +
J 3	L	43-57	at USC
J 5	L	61-87	at UCLA (NR-7)
J 8	L	59-62	Arizona State - 2 ot (NR-14)
J 10	W	80-71	Arizona
J 13	W	92-42	Pacific Lutheran
J 16	W	63-52	at California
J 17	L	60-62	at Stanford
J 22	L	53-66	Oregon State (NR-1)
J 24	L	66-70	Oregon
J 31	L	70-81	Washington
F 5	L	73-77	at Arizona
F 7	L	63-77	at Arizona State (NR-5)
F 8	L	65-73	California
F 16	W	59-58	Stanford
F 20	L	67-82	at Oregon
F 21	L	53-81	at Oregon State (NR-2)
F 28	L	64-70	at Washington
M 5	L	50-59	UCLA (NR-13)
M 7	L	59-60	USC

Home: 5-8 Away: 2-8 Neutral: 3-1

* - at Spokane, Wash.

+ - at Walla Walla, Wash.

1981-82

16-14, 10-8 Pacific-10
Head Coach: George Raveling

N 27	W	83-66	at Alaska-Anchorage *
N 29	L	59-72	vs. Southwestern Louisiana *
N 30	L	48-71	vs. Iona *
D 2	W	53-44	at Gonzaga
D 4	L	66-73	Oklahoma City
D 7	W	73-72	vs. Augustana (S.D.) +
D 9	L	48-68	Idaho
D 12	W	47-45	at Montana State
D 14	L	48-51	vs. Eastern Montana 3 ot ^
D 17	W	65-44	vs. Seattle Pacific #
D 22	W	73-59	Montana
D 29	L	54-63	at Ohio State
J 2	W	57-51	UCLA - 3 ot (NR-16)
J 4	L	56-57	USC - ot
J 8	W	53-43	at Arizona State
J 9	W	59-53	at Arizona
J 14	W	57-55	California
J 16	W	63-58	Stanford
J 22	L	48-64	at Oregon State (NR-12)
J 23	L	56-60	at Oregon
J 30	L	60-75	at Washington
F 4	L	56-58	Arizona - 2 ot
F 6	W	70-68	Arizona State
F 12	W	62-54	at Stanford
F 13	W	49-48	at California
F 20	L	36-40	Oregon State (NR-5)
F 22	W	76-69	Oregon
F 27	W	62-42	Washington
M 5	L	56-61	at USC
M 6	L	54-57	at UCLA (NR-19)

Home: 7-5 Away: 7-6 Neutral: 2-3

* - Great Alaska Shootout at Anchorage, Alaska

+ - at Walla Walla, Wash.

^ - at Spokane, Wash.

- at Moses Lake, Wash.

1982-83

23-7, 14-4 Pacific-10
NCAA Tournament Second Round
Final National Ranking: No. 24
Head Coach: George Raveling

N 27	W	66-64	at Wisconsin
D 1	W	73-53	vs. Gonzaga *
D 4	L	58-62	at Idaho - ot
D 7	W	70-56	St. Martin's
D 10	L	58-61	at Montana
D 14	W	87-78	Pacific Lutheran
D 18	W	80-51	Eastern Montana
D 21	W	96-64	Montana State
D 29	W	97-86	at Seattle Pacific
J 3	W	100-83	Idaho State
J 8	W	72-70	Washington - 2 ot
J 13	W	75-74	Arizona State
J 15	W	86-64	Arizona
J 20	W	76-64	at Oregon State
J 22	W	54-51	at Oregon
J 27	W	66-64	California
J 28	W	67-63	Stanford
F 3	L	87-89	at UCLA - ot (18-7)
F 5	L	49-56	at USC (18-NR)
F 10	W	75-65	at Arizona
F 12	L	78-90	at Arizona State
F 17	W	48-45	Oregon
F 19	W	63-61	Oregon State - ot
F 24	W	79-69	at Stanford
F 26	W	56-54	at California
M 5	W	83-80	USC
M 7	W	70-68	UCLA (NR-6)
M 12	L	75-76	at Washington
M 17	W	62-52	vs. Weber State \$
M 19	L	49-54	vs. Virginia \$\$ (NR-4)

Home: 14-0 Away: 7-6 Neutral: 2-1

* - at Spokane, Wash.

\$ - NCAA Tournament First Round at Boise, Idaho

\$\$ - NCAA Tournament Second Round at Boise, Idaho

1983-84

10-18, 4-14 Pacific-10
Head Coach: Len Stevens

N 26	W	74-70	at Puget Sound
D 1	W	86-76	Seattle Pacific
D 6	L	45-47	Montana
D 10	W	82-69	Idaho
D 12	W	73-72	at Gonzaga
D 17	L	67-91	at Idaho State
D 20	W	71-52	at Oklahoma City
D 27	W	55-53	vs. Portland *
D 29	L	57-79	vs. Oregon State *(NR-19)
D 30	L	70-71	vs. Gonzaga - ot *
J 6	L	48-58	at Washington
J 12	L	62-64	at Arizona State - ot
J 14	W	51-49	at Arizona
J 19	W	74-65	Oregon State (NR-11)
J 21	L	60-64	Oregon
J 26	L	63-68	at California - ot
J 28	L	65-68	at Stanford
F 2	L	59-73	UCLA (NR-20)
F 4	L	61-68	USC
F 11	L	41-67	Arizona State
F 16	L	73-78	at Oregon
F 18	L	55-66	at Oregon State
F 23	W	65-61	Stanford
F 25	W	71-62	California
M 1	L	56-57	at USC
M 3	L	64-83	at UCLA
M 8	L	51-67	Washington (NR-13)
M 10	L	68-86	Arizona

Home: 5-7 Away: 4-9 Neutral: 1-2

* - Far West Classic at Portland, Ore.

1984-85

13-15, 5-13 Pacific-10
Head Coach: Len Stevens

N 27	W	66-51	St. Martin's
D 1	L	59-61	at Wisconsin
D 4	L	56-77	at Idaho
D 8	W	60-58	San Jose State - ot
D 11	W	54-53	at Montana
D 13	W	62-56	Gonzaga
D 20	W	80-69	UC Santa Barbara
D 22	W	63-58	at Nebraska
D 27	W	63-61	vs. Northern Arizona ot *
D 29	W	71-49	vs. Eastern Montana *
J 3	W	86-67	California
J 5	W	71-59	Stanford
J 10	L	48-75	at UCLA
J 12	L	62-69	at USC
J 17	L	72-74	Oregon
J 19	L	57-73	Oregon State (NR-14)
J 26	L	56-73	Washington
J 31	L	59-63	at Arizona State
F 2	L	56-73	at Arizona
F 7	W	66-58	UCLA - ot
F 9	L	58-64	USC
F 14	L	49-69	at Oregon State (NR-18)
F 16	L	82-84	at Oregon
F 18	L	60-63	Arizona
F 23	L	55-68	at Washington
M 2	W	86-78	Arizona State
M 7	W	78-68	at Stanford
M 9	L	58-67	at California

Home: 8-5 Away: 3-10 Neutral: 2-0

* - KOA Classic at Billings, Mont.

1985-86

15-16, 8-10 Pacific-10
Head Coach: Len Stevens

N 23	W	57-54	at Fresno State
N 26	L	76-84	at Pepperdine
N 30	W	69-65	at Brigham Young
D 2	W	64-61	at Gonzaga
D 4	W	78-57	Idaho
D 6	L	70-73	at UC Santa Barbara
D 9	L	68-74	Wisconsin
D 12	L	72-79	Nebraska
D 14	W	80-71	Eastern Washington
D 21	L	49-64	at San Jose State
D 27	W	74-71	vs. Wake Forest *
D 29	W	74-67	vs. Seton Hall *
D 30	L	63-70	vs. Missouri *
J 2	L	67-84	at Stanford
J 4	L	68-84	at California
J 9	W	65-58	USC
J 11	L	80-81	UCLA - 2 ot
J 16	L	54-57	at Oregon State
J 19	W	60-59	at Oregon
J 25	L	63-72	at Washington
J 30	W	65-63	Arizona - ot
F 1	W	70-62	Arizona State
F 6	W	77-75	at USC - ot
F 9	L	81-88	at UCLA
F 14	W	75-71	Oregon
F 16	L	49-66	Oregon State
F 22	L	70-79	Washington
F 27	L	78-80	at Arizona State - 2 ot
M 1	L	61-62	at Arizona
M 6	W	81-78	California
M 8	W	69-66	Stanford

Home: 8-5 Away: 5-10 Neutral: 2-1

* - Rainbow Classic at Honolulu, Hawaii

1986-87

10-18, 6-12 Pacific-10
Head Coach: Len Stevens

N 28	W	64-56	vs. Gonzaga *
N 29	L	56-59	vs. Idaho *
D 1	W	73-64	Montana
D 5	L	89-96	vs. Loyola Marymount +
D 6	L	50-55	vs. Delaware +
D 10	L	58-59	Gonzaga
D 13	W	82-77	Pepperdine
D 19	W	81-73	UCLA (NR-17)
D 20	W	70-60	USC
J 2	W	66-64	at Idaho - ot
J 8	L	58-92	at California
J 10	L	76-93	at Stanford
J 15	L	59-96	Arizona #
J 18	L	64-80	Arizona State
J 22	L	48-66	at Oregon State
J 24	L	55-60	at Oregon
J 29	L	37-66	at USC
F 1	L	60-61	at UCLA
F 5	L	65-79	at Washington
F 8	W	86-80	Washington
F 10	L	60-62	at Southwestern Louisiana
F 12	W	74-64	Stanford
F 15	L	66-68	California
F 19	L	58-84	at Arizona
F 21	L	62-66	at Arizona State
F 26	W	73-63	Oregon State
F 28	W	79-65	Oregon
M 5	L	60-76	vs. Arizona State ^

Home: 8-4 Away: 1-10 Neutral: 1-4

* - Inland Empire Classic at Spokane, Wash.

+ - Amana Hawkeye Classic at Iowa City, Iowa

- played at Bohler Gym

^ - Pac-10 Tournament at Los Angeles

1987-88

13-16, 7-11 Pacific-10
Head Coach: Kelvin Sampson

N 27	W	68-46	vs. Eastern Washington*
N 28	L	49-53	vs. Idaho *
D 3	L	54-60	Brigham Young
D 5	W	61-60	Fresno State
D 11	W	73-61	vs. Indiana State +
D 12	L	56-63	at Indiana + (NR-6)
D 20	L	65-66	Arizona State - ot
D 22	L	55-89	Arizona (NR-1)
J 3	L	65-80	at Wisconsin
J 9	W	70-63	at Washington
J 14	W	59-37	at California
J 16	W	70-68	at Stanford - ot
J 21	L	46-67	Oregon
J 23	W	56-49	Oregon State
J 28	L	63-88	at UCLA
J 30	L	60-65	at USC
F 2	W	56-43	Idaho
F 6	W	61-52	Washington
F 8	W	60-48	Southwestern Louisiana
F 11	L	50-51	Stanford
F 13	L	76-82	California
F 18	L	48-62	at Oregon State
F 21	L	66-73	at Oregon
F 25	W	67-57	USC
F 27	L	55-62	UCLA
M 3	L	41-79	at Arizona (NR-3)
M 6	W	70-66	at Arizona State
M 10	W	73-71	vs. UCLA ^
M 11	L	68-74	vs. Oregon State - ot ^

Home: 6-7 Away: 4-7 Neutral: 3-2

* - Rosauers/Alpo Inland Northwest Classic at Spokane, Wash.

+ - Indiana Classic at Bloomington, Ind.

^ - Pac-10 Tournament at Tucson, Ariz.

1988-89

10-19, 4-14 Pacific-10
Head Coach: Kelvin Sampson

N 25	L	63-64	vs. Gonzaga *
N 26	W	55-47	vs. Eastern Washington *
N 29	L	40-50	at Idaho
D 2	L	67-70	vs. Stephen F. Austin +
D 3	W	93-39	vs. Delaware State +
D 8	W	64-50	Portland
D 10	W	95-73	Southern Utah
D 18	L	59-76	at Arizona (NR-9)
D 20	W	65-59	at Arizona State
D 28	L	56-58	vs. Appalachian State ^
D 29	W	65-58	vs. Eastern Kentucky ^
J 7	L	63-69	Washington
J 12	L	62-63	California
J 14	L	43-85	Stanford
J 19	L	49-67	at Oregon
J 21	L	63-90	at Oregon State
J 26	L	63-64	UCLA
J 29	W	72-65	USC
F 2	L	70-76	at Washington
F 9	L	53-65	at Stanford (NR-18)
F 11	L	69-86	at California
F 16	L	70-83	Oregon State
F 18	W	60-54	Oregon
F 23	L	63-78	at USC
F 26	L	55-56	at UCLA
M 2	L	48-74	Arizona (NR-1)
M 5	W	96-80	Arizona State
M 9	W	78-56	vs. Oregon #
M 10	L	54-62	vs. Arizona # (NR-1)

Home: 5-6 Away: 1-9 Neutral: 4-4

* - Rosauers/Alpo Inland Northwest Classic at Spokane, Wash.

+ - Akron Tournament at Akron, Ohio

^ - Holiday Classic at Toledo, Ohio

- Pac-10 Tournament at Los Angeles

1989-90

7-22, 1-17 Pacific-10
Head Coach: Kelvin Sampson

N 11	W	90-45	Simon Fraser
N 27	L	51-56	at Portland
N 30	W	68-67	USC
D 2	L	64-68	UCLA (NR-15)
D 4	W	55-52	Wisconsin
D 6	W	90-65	Hawaii Pacific
D 8	L	77-94	vs. Centenary *
D 9	W	88-75	vs. Texas Southern *
D 11	W	81-42	Eastern Washington
D 14	L	52-56	Idaho
D 29	W	72-69	vs. Ohio +
D 30	L	82-83	at Tennessee +
J 4	L	64-75	at Arizona State
J 6	L	61-81	at Arizona (NR-19)
J 11	L	67-72	California
J 14	L	49-69	Stanford
J 18	L	64-79	at Oregon State (NR-18)
J 21	L	68-82	at Oregon
J 27	L	79-80	at Washington - ot
F 1	L	62-86	Arizona (NR-24)
F 4	L	57-68	Arizona State
F 8	L	54-68	at Stanford
F 10	L	51-69	at California
F 15	L	66-71	Oregon
F 18	L	63-83	Oregon State (NR-16)
F 24	L	56-59	Washington
M 1	L	89-96	at UCLA
M 3	L	75-91	at USC
M 8	L	68-85	vs. USC ^

Home: 5-9 Away: 0-11 Neutral: 2-2

* - Palouse Classic at Moscow, Idaho

+ - Volunteer Classic at Knoxville, Tenn.

^ - Pac-10 Tournament at Tempe, Ariz.

1990-91

16-12, 8-10 Pacific-10
Head Coach: Kelvin Sampson

N 28	W	112-81	BYU-Hawaii
D 1	L	60-67	at Idaho
D 5	L	69-70	at San Jose State
D 11	W	101-65	Sacramento State +
D 14	W	90-74	vs. Florida A&M *
D 15	W	74-67	vs. Monmouth *
D 21	W	95-80	Jackson State +
D 28	W	103-78	UC San Diego +
D 29	W	121-82	Seattle +
J 3	W	95-86	Arizona State
J 5	L	69-84	Arizona (NR-4)
J 10	W	90-81	at California
J 12	L	63-94	at Stanford
J 14	W	131-89	Prairie View A&M +
J 17	W	99-77	Oregon State
J 19	W	82-79	Oregon
J 26	L	48-50	Washington
J 31	L	71-84	at Arizona (NR-6)
F 2	W	74-72	at Arizona State
F 7	W	74-68	Stanford
F 9	W	84-75	California
F 14	L	69-75	at Oregon
F 16	L	85-87	at Oregon State - ot
F 23	W	80-76	at Washington
F 28	L	91-99	UCLA (NR-16)
M 2	L	62-80	USC
M 7	L	64-86	at UCLA (NR-17)
M 9	L	57-74	at USC

Home: 11-4 Away: 3-8 Neutral: 2-0

* - UAB Classic at Birmingham, Ala.

+ - played at Bohler Gym

1991-92

22-11, 9-9 Pacific-10
NIT Second Round
Head Coach: Kelvin Sampson

N 22	W	104-62	vs. Central Connecticut State *
N 23	W	95-84	at Loyola Marymount *
N 27	W	95-80	Oklahoma Baptist
D 2	W	109-67	San Francisco State
D 5	W	81-49	Idaho
D 7	W	81-57	San Jose State
D 10	W	80-59	at Eastern Washington
D 16	W	119-81	Alcorn State
D 21	W	77-68	Alaska-Anchorage
D 23	W	97-63	Sacramento State
D 27	W	73-51	vs. Wisconsin +
D 29	W	63-61	at Hawaii +
D 30	L	68-71	vs. Alabama + (NR-19)
J 11	L	73-78	at Washington - ot
J 16	L	86-95	Arizona State
J 18	L	65-78	Arizona (NR-7)
J 23	W	90-55	at Oregon
J 26	W	81-69	at Oregon State
J 30	W	67-59	Stanford
F 1	W	101-83	California
F 6	L	62-75	at USC (NR-16)
F 8	L	61-82	at UCLA (NR-4)
F 13	L	72-94	at Arizona (NR-7)
F 16	L	70-71	at Arizona State
F 20	W	87-84	Oregon State - ot
F 22	W	97-82	Oregon
F 27	W	79-72	at California
M 1	L	70-85	at Stanford
M 5	L	85-89	UCLA
M 8	W	82-68	USC (NR-8)
M 14	W	75-57	Washington
M 18	W	72-70	Minnesota \$
M 23	L	71-79	at New Mexico \$\$

Home: 14-3 Away: 6-7 Neutral: 2-1

* - Los Angeles Classic at Los Angeles

+ - 28th Annual Rainbow Classic at Honolulu, Hawaii

\$ - NIT First Round at Pullman, Wash.

\$\$ - NIT Second Round at Albuquerque, N.M.

1992-93

15-12, 9-9 Pacific-10
Head Coach: Kelvin Sampson

D 2	W	87-60	BYU-Hawaii
D 4	L	68-70	Alabama *
D 9	L	63-65	at Idaho
D 12	W	83-66	Eastern Washington
D 18	W	94-71	vs. Azusa Pacific +
D 19	W	73-51	at San Diego State +
D 29	W	72-49	vs. Princeton #
D 30	L	61-77	at Michigan State # (NR-17)
J 4	W	87-56	Sacramento State
J 9	L	56-59	Washington
J 14	L	77-81	at Arizona State
J 16	L	63-87	at Arizona (NR-12)
J 21	W	95-79	Oregon
J 23	W	56-51	Oregon State
J 28	W	64-59	at Stanford
J 30	W	83-75	at California
F 4	W	73-51	USC
F 6	W	67-56	UCLA
F 11	L	64-70	Arizona (NR-5)
F 13	W	97-67	Arizona State
F 18	L	58-59	at Oregon State
F 20	L	60-62	at Oregon
F 25	L	67-76	California
F 27	W	87-54	Stanford
M 4	L	70-71	at UCLA
M 6	L	65-81	at USC
M 13	W	72-59	at Washington

Home: 9-3 Away: 4-8 Neutral: 2-1

* - at Alabama-Jefferson Civic Center, Birmingham, Ala.

+ - Texaco Star Classic at San Diego, Calif.

- Oldsmobile Spartan Classic at East Lansing, Mich.

1993-94

20-11, 10-8 Pacific-10
NCAA Tournament First Round
Head Coach: Kelvin Sampson

N 26	W	57-55	vs. Coppin State *
N 27	W	76-71	vs. Michigan State *
N 28	W	56-46	vs. Marquette *
D 2	W	74-57	Pittsburg State
D 4	W	76-70	Alabama ^
D 7	W	70-51	Idaho
D 10	W	98-50	vs. Oral Roberts +
D 11	L	64-79	at Indiana + (NR-12)
D 19	W	79-64	Eastern Michigan
D 27	W	93-78	vs. Cal State-Northridge #
D 28	L	79-87	at Fresno State #
J 3	W	86-63	Alaska-Anchorage
J 6	L	54-70	at California (NR-24)
J 8	L	64-75	at Stanford
J 13	L	79-81	UCLA (NR-5)
J 15	W	89-59	USC
J 20	W	95-85	at Oregon
J 22	W	81-66	at Oregon State
J 29	W	67-46	at Washington
F 3	L	68-80	Arizona (NR-12)
F 5	W	73-70	Arizona State
F 10	L	64-70	at USC
F 12	L	66-76	at UCLA (NR-9)
F 17	W	101-64	Oregon State
F 19	L	87-98	Oregon
F 26	W	75-51	Washington
M 3	W	80-71	at Arizona State
M 5	L	69-85	at Arizona (NR-8)
M 10	W	77-71	Stanford
M 12	W	94-82	California (NR-16)
M 18	L	64-67	Boston College \$

Home: 10-3 Away: 4-7 Neutral: 6-1

* - San Juan Shootout at Bayamon, Puerto Rico

^ - at Spokane, Wash.

+ - Indiana Classic at Bloomington, Ind.

- 15th Annual Coors Light Classic at Fresno, Calif.

\$ - NCAA Tournament First Round at USAir Arena, Landover, Md.

1995-96

18-11, 9-9 Pacific-10
NIT Second Round
Head Coach: Kevin Eastman

N 24	W	72-67	Gonzaga ^ ! -ot
N 26	W	90-58	Eastern Washington
D 8	W	73-62	vs. Canisius +
D 9	L	75-77	at Syracuse +
D 13	W	98-87	Montana
D 16	W	66-54	Idaho
D 27	W	90-74	at San Jose State
D 29	W	88-81	at UC Irvine
J 4	L	73-78	UCLA (NR-20) ^
J 6	L	81-83	USC
J 11	L	63-70	at Oregon
J 13	W	76-62	at Oregon State
J 21	L	71-85	at Washington
J 25	W	79-87	California (NR-25)*
J 27	L	67-78	Stanford
F 1	W	72-58	at Arizona State
F 3	L	78-96	at Arizona (NR-14)
F 8	W	61-42	Oregon State
F 10	W	70-65	Oregon
F 13	W	68-59	at Idaho
F 17	W	76-66	Washington
F 22	W	68-59	at Stanford (NR-24)
F 24	L	67-71	at California
F 29	L	62-72	Arizona (NR-11)
M 2	W	103-78	Arizona State
M 7	W	69-62	at USC
M 9	L	71-82	at UCLA (NR-17)
M 14	W	92-73	Gonzaga #
M 19	L	73-82	at Nebraska \$

Home: 10-4 Away: 7-7 Neutral: 1-0

^ - Carrier Classic at Syracuse, N.Y. (Carrier Dome)

! - first college game at Spokane Arena

- NIT First Round at Pullman, Wash.

\$ - NIT Second Round at Lincoln, Neb.

* - Game later forfeited to WSU (ineligible Cal player)

1996-97

13-17, 5-13 Pacific-10
Head Coach: Kevin Eastman

N 23	W	74-69	Boise State
N 26	W	87-77	Seattle Pacific
N 30	W	75-62	Gonzaga *
D 2	W	91-53	UC Irvine
D 7	W	80-46	at Eastern Washington
D 10	L	65-71	at Montana
D 14	W	69-57	Idaho
D 22	W	95-54	San Jose State *
D 28	L	61-64	vs. Georgia +
D 29	L	79-85	vs. Michigan (NR-4) +
D 30	W	68-52	vs. Northwestern +
J 2	L	56-84	at UCLA
J 4	L	73-106	at USC
J 9	W	81-76	Oregon (NR-17) *
J 11	W	80-64	Oregon State *
J 18	L	72-74	Washington
J 23	L	74-77	at California - 2 ot
J 25	L	61-81	at Stanford (NR-17)
J 30	L	78-87	Arizona (NR-10)
F 1	W	74-55	Arizona State
F 6	L	49-61	at Oregon State
F 8	L	82-93	at Oregon
F 11	L	66-73	at Idaho
F 15	L	70-91	at Washington
F 20	L	63-76	Stanford (NR-20)
F 22	W	89-87	California (NR-25)
F 27	L	86-100	at Arizona (NR-15)
M 1	W	74-70	at Arizona State
M 6	L	85-92	USC
M 8	L	86-87	UCLA (NR-9)

Home: 10-5 Away: 2-10 Neutral: 1-2

* - at Spokane, Wash (Spokane Arena)

+ - 33rd Rainbow Classic at Honolulu, Hawaii

(Special Events Arena)

COUGAR BASKETBALL

1997-98

10-19, 3-15 Pacific-10
Head Coach: Kevin Eastman

N 14	W	90-61	Central Washington
N 19	W	78-51	at Brigham Young
N 28	L	59-61	vs. South Florida—ot *
N 28	L	67-69	vs. Penn *
N 29	W	85-51	vs. Puerto Rico-Mayaguez *
D 4	W	85-70	Gonzaga
D 10	W	63-52	Idaho
D 13	L	72-79	at Boise State
D 20	W	77-72	at Portland State
D 22	L	82-83	vs. Eastern Washington +
D 30	W	75-66	Texas A&M #
J 5	L	76-82	at Washington
J 8	L	81-94	Arizona (NR-5) #
J 11	L	85-86	Arizona State
J 15	W	69-53	at Oregon State
J 17	L	62-71	at Oregon
J 22	L	72-82	Stanford (NR-5)
J 24	L	75-86	California
J 29	L	68-88	at UCLA (NR-8)
J 31	L	69-75	at USC — ot
F 5	L	68-82	at Arizona State
F 7	L	61-83	at Arizona (NR-4)
F 12	L	63-64	Oregon
F 14	W	80-68	Oregon State
F 19	L	60-69	at California
F 21	L	56-72	at Stanford (NR-10)
F 26	L	75-78	UCLA (NR-18)
F 28	W	78-71	USC
M 7	L	51-70	Washington

Home: 6-7 Away: 3-9 Neutral: 1-3

* - San Juan Shootout at Caguas, Puerto Rico

(Caguas Municipal Sports Complex)

+ - at Kennewick, Wash. (Tri-Cities Coliseum)

- at Spokane, Wash. (Spokane Arena)

1998-99

10-19, 4-14 Pacific-10
Head Coach: Kevin Eastman

N 16	W	91-78	Central Washington
N 19	L	75-88	at Alaska Fairbanks *
N 21	L	84-95	vs. Nebraska *
N 22	L	53-62	vs. Virginia *
N 28	L	61-70	Gonzaga #
D 2	W	74-71	Portland State
D 5	W	91-72	at Eastern Washington
D 8	W	70-69	Brigham Young
D 20	W	84-69	at Idaho
D 28	L	66-76	at Texas-El Paso +
D 29	W	114-68	vs. Grambling State +
J 3	W	72-71	Washington #
J 7	L	87-98	at Arizona (NR-8)
J 9	L	63-91	at Arizona State
J 14	L	83-87	Oregon - 3 ot
J 16	W	84-79	Oregon State
J 21	L	45-94	at Stanford (NR-3)
J 23	L	68-75	at California
J 28	L	66-69	UCLA (NR-11)
J 30	W	95-86	USC
F 4	L	64-67	Arizona State
F 6	L	79-81	Arizona (NR-10)
F 11	L	64-77	at Oregon
F 13	L	64-83	at Oregon State
F 18	W	79-73	California
F 20	L	58-64	Stanford (NR-7)
F 25	L	61-100	at UCLA (NR-15)
F 27	L	62-83	at USC
M 6	L	59-76	at Washington

Home: 7-6 Away: 2-11 Neutral: 1-2

* - Top of the World Classic, Fairbanks, Alaska

- at Spokane, Wash. (Spokane Arena)

+ - Sun Bowl Classic, El Paso, Texas

1999-2000

6-22, 1-17 Pacific-10
Head Coach: Paul Graham

N 19	L	55-80	at Nevada
N 22	W	83-55	Grambling State
N 27	W	70-65	Idaho
N 29	L	63-73	Gonzaga #
D 4	W	80-77	Southern
D 7	W	59-56	Portland
D 11	L	66-78	Utah
D 20	W	68-62	at Portland State
D 30	L	61-74	at Colorado State
J 6	L	61-83	USC #
J 8	L	64-86	UCLA (NR-20)
J 13	L	75-80	at Arizona (NR-2)
J 15	L	64-81	at Arizona State
J 20	L	63-77	Oregon State
J 22	L	80-81	Oregon—ot
J 27	L	46-80	at California
J 29	L	38-63	at Stanford (NR-2)
F 5	L	68-74	Washington—ot
F 10	L	79-81	Arizona State—ot
F 12	L	59-73	Arizona (NR-7)
F 17	L	53-70	at Oregon
F 19	L	56-64	at Oregon State
F 24	L	52-89	Stanford (NR-1)
F 26	W	81-78	California—ot
F 28	L	52-55	at Texas-Pan American
M 4	L	60-64	at Washington
M 9	L	58-65	at UCLA
M 11	L	63-82	at USC

Home: 5-10 Away: 1-12 Neutral: 0-0

- at Spokane, Wash. (Spokane Arena)

2000-01

12-16, 5-13 Pacific-10
Head Coach: Paul Graham

N 20	W	83-55	Portland State
N 25	L	64-78	Colorado State *
N 29	W	74-57	at Idaho
D 5	L	66-70	at Portland
D 9	W	80-54	Maryland-Eastern Shore
D 12	W	67-54	Montana
D 16	L	63-87	at Utah
D 23	W	75-63	Sacramento State
D 30	W	75-72	Nevada — ot
J 4	L	59-82	at USC (NR-20)
J 6	L	57-75	at UCLA
J 11	L	51-84	Arizona * (NR-21)
J 13	W	81-60	Arizona State
J 18	L	62-67	at Oregon State
J 20	L	66-81	at Oregon
J 25	L	71-75	California — ot
J 27	L	61-72	Stanford (NR-1)
J 29	W	71-63	Texas-Pan American
F 3	L	72-78	at Washington
F 8	W	58-57	at Arizona State
F 10	L	51-86	at Arizona (NR-11)
F 15	W	63-62	Oregon
F 17	W	57-53	Oregon State
F 22	L	64-75	at Stanford (NR-1)
F 24	L	65-84	at California
M 3	W	79-61	Washington
M 8	L	76-86	UCLA (NR-13)
M 10	L	63-78	USC

Home: 10-6 Away: 2-10 Neutral: 0-0

* - at Spokane, Wash. (Spokane Arena)

2001-02

6-21, 1-17 Pacific-10
Head Coach: Paul Graham

N 20	L	75-79	Colorado State *
N 24	W	103-55	Prairie View A&M
N 28	L	71-75	at Montana
D 1	W	91-75	Arkansas-Pine Bluff
D 4	W	81-55	Idaho
D 7	W	70-67	Texas-Pan American
D 10	L	52-79	at Texas
D 15	L	44-67	at Gonzaga (NR-25)
D 22	L	74-79	UCLA (NR-19)
D 29	L	63-78	USC
J 4	L	64-85	at USC #
J 6	L	69-81	at UCLA (NR-14)
J 10	L	85-92	Arizona (NR-20)
J 12	L	71-81	Arizona State
J 17	L	50-81	at Stanford (NR-19)
J 19	L	57-90	at California
J 24	L	72-74	Oregon State
J 26	L	86-94	Oregon (NR-19)
J 31	W	81-79	Washington
F 7	L	45-96	at Arizona State
F 9	L	68-85	at Arizona (NR-11)
F 14	L	56-77	California
F 16	L	63-76	Stanford (NR-12)
F 21	L	77-115	at Oregon (NR-15)
F 23	L	55-91	at Oregon State
F 27	L	75-84	at Washington
M 2	W	102-80	Centenary

Home: 6-9 Away: 0-12 Neutral: 0-0

* - Spokane, Wash. (Spokane Arena)

- Inglewood, Calif. (Forum)

2002-03

7-20, 2-16 Pacific-10
Head Coach: Paul Graham

N 23	W	76-68	San Jose State
N 25	W	72-66	Southern Utah
N 30	L	83-86	at TCU
D 4	L	58-62	at Idaho
D 7	L	104-110	Gonzaga—ot
D 10	W	73-61	Montana
D 14	L	79-90	at Colorado State
D 21	W	78-71	High Point *
D 23	W	69-66	Fresno State
J 2	L	90-97	USC
J 4	L	83-98	UCLA
J 9	L	69-82	at Arizona (NR-2)
J 11	L	55-96	at Arizona State
J 16	L	68-73	Stanford—ot
J 18	L	63-76	California
J 23	L	48-63	at Oregon State
J 25	L	66-76	at Oregon (NR-23)
J 31	L	67-81	at Washington
F 6	L	54-87	Arizona State
F 8	L	62-75	Arizona (NR-2)
F 13	L	53-63	at California (NR-22)
F 15	L	54-72	at Stanford (NR-24)
F 20	L	70-89	Oregon
F 22	W	75-71	Oregon State
M 1	W	98-76	Washington
M 6	L	71-86	at UCLA
M 8	L	68-86	at USC

Home: 7-8 Away: 0-12 Neutral: 0-0

* - Spokane, Wash. (Spokane Arena)

2003-04

13-16, 7-11 Pacific-10
Head Coach: Dick Bennett

N 20	W	66-46	vs. VMI *
N 22	W	57-51	at Alaska Fairbanks *
N 23	L	49-64	vs. Rice *
N 28	L	36-55	at Southern Utah
D 1	W	66-46	IPFW
D 6	W	73-52	TCU
D 13	W	64-50	at Montana
D 20	W	62-55	Idaho
D 22	L	29-46	at Fresno State
D 28	L	58-96	at Gonzaga (NR-15)
J 2	L	51-73	at Stanford (NR-5)
J 4	W	55-50	at California
J 8	L	45-48	UCLA #
J 10	W	76-61	USC #
J 15	L	41-52	at Oregon State
J 17	L	45-60	at Oregon
J 24	L	62-75	Washington
J 29	W	63-56	Arizona State
J 31	L	57-61	Arizona (NR-9)
F 5	W	55-48	at UCLA
F 7	W	60-51	at USC
F 12	L	58-65	Oregon State
F 14	L	62-67	Oregon — ot
F 19	L	67-71	at Washington
F 26	W	83-70	at Arizona State
F 28	L	60-72	at Arizona (NR-17)
M 4	L	61-63	Stanford (NR-1)
M 6	W	70-58	California
M 11	L	47-68	vs. Stanford (NR-2) ^

Home: 6-6 Away: 6-8 Neutral: 1-2

* - Top of the World Classic, Fairbanks, Alaska

- Spokane, Wash. (Spokane Arena)

^ - Pacific-10 Tournament, Los Angeles

RECORD BOOK

SERIES RECORDS

School	Won	Lost	PCT	First-Last
Akron	1	0	1.000	1939 1939
Alabama	1	2	.333	1991 1993
UAB	0	1	.000	1979 1979
Alabama State	1	0	1.000	1994 1994
Alaska-Anchorage	3	0	1.000	1981 1994
Alaska Fairbanks	1	1	.500	1998 2004
Albertson College (formerly College of Idaho)	1	0	1.000	1926 1926
Alcorn State	1	0	1.000	1991 1991
Appalachian State	0	1	.000	1988 1988
Arizona	10	45	.222	1959 2004
Arizona State	25	30	.455	1959 2004
Arkansas	1	0	1.000	1941 1941
Arkansas-Little Rock	1	0	1.000	1979 1979
Arkansas-Pine Bluff	1	0	1.000	2001 2001
Army	0	1	.000	1964 1964
Augustana (S.D.)	1	0	1.000	1981 1981
Azusa Pacific	1	0	1.000	1992 1992

Baylor	1	0	1.000	1972	1972
Beloit	0	1	.000	1950	1950
Boise State	2	2	.500	1970	1997
Boston College	0	1	.000	1994	1994
Bradley	2	1	.667	1939	1949
BYU	4	4	.500	1946	1998
BYU-Hawaii	2	0	1.000	1990	1992
British Columbia	1	1	.500	1945	1945
Buffalo	2	0	1.000	1949	1950

C					
California	43	62	.410	1917	2004
UC Irvine	2	0	1.000	1995	1996
Cal Poly-San Luis Obispo	1	0	1.000	1976	1976
UC San Diego	1	0	1.000	1990	1990
UC Santa Barbara	1	1	.500	1984	1985
Cal State-Bakersfield	2	0	1.000	1976	1980
Cal State-Northridge	2	0	1.000	1993	1995
Canisius	3	1	.750	1943	1995
Carroll	2	0	1.000	1929	1929
Centenary	1	2	.333	1955	2002
Central Connecticut State	1	0	1.000	1991	1991
Central Washington	23	3	.885	1927	1998
City College of New York	0	1	.000	1950	1950
Colorado	1	1	.500	1952	1969
Colorado State	1	8	.111	1946	2002
Columbia	1	0	1.000	1972	1972
Coppin State	1	0	1.000	1993	1993
Creighton	1	1	.500	1941	1942

Dayton	1	1	.500	1932	1975
Delaware	0	1	.000	1986	1986
Delaware State	1	0	1.000	1988	1988
Denver	2	1	.667	1965	1974
DePaul	1	1	.500	1973	1974
Drake	1	0	1.000	1935	1935

E					
Eastern Kentucky	1	0	1.000	1988	1988
Eastern Michigan	1	1	.500	1993	1994
Eastern Montana	5	1	.833	1977	1984
Eastern Washington (formerly Cheney Normal)	51	11	.823	1922	1998

Florida A&M	1	0	1.000	1990	1990
Florida State	0	1	.000	1971	1971
Fresno State	7	3	.700	1935	2003

Georgia	0	1	.000	1996	1996
Gonzaga	95	43	.688	1907	2003
Grambling State	2	0	1.000	1998	1999

H					
Hamline	1	0	1.000	1940	1940

Hawaii	5	1	.833	1952	1991
Hawaii Pacific	1	0	1.000	1989	1989
High Point	1	0	1.000	2002	2002
Houston	0	2	.000	1971	1972
Humboldt State	1	0	1.000	1977	1977

	152	107	.587	1906	2003
Idaho	2	1	.667	1957	1983
Idaho State	2	4	.333	1947	1977
Illinois	2	1	.667	1973	1995
Illinois State	1	2	.333	1970	1993
Indiana	1	0	1.000	1987	1987
Indiana State	1	0	1.000	2003	2003
IPFW	0	1	.000	1981	1981
Iona	0	1	.000	1963	1963
Iowa	0	1	.000	1963	1963

Jackson State	1	0	1.000	1990	1990
Jacksonville	2	0	1.000	1975	1976

K					
Kansas	0	1	.000	1973	1973
Kansas State	1	1	.500	1941	1949
Kentucky	0	1	.000	1974	1974

Lewis-Clark State	8	3	.727	1912	1943
Long Beach State	1	1	.500	1962	1975
Louisiana-Lafayette (formerly Southwestern La.)	3	2	.600	1975	1988
LSU	1	1	.500	1973	1977
Louisiana Tech	1	0	1.000	1955	1955
Loyola Marymount	2	1	.667	1950	1991

Manhattan	1	0	1.000	1947	1947
Marquette	1	0	1.000	1993	1993
Maryland-Eastern Shore	1	0	1.000	2000	2000
Meiji (Japan)	1	0	1.000	1933	1933
Michigan	1	2	.333	1965	1996
Michigan State	1	3	.250	1939	1993
Minnesota	1	1	.500	1972	1992
Missouri	1	1	.500	1941	1985
Monmouth	1	0	1.000	1990	1990
Montana	78	28	.736	1914	2003
Montana State	20	7	.741	1925	1982
Mount Angel	0	1	.000	1914	1914

Nebraska	2	6	.250	1966	1998
Nevada	3	1	.750	1970	2000
UNLV	0	1	.000	1973	1973
New Mexico	1	2	.333	1969	1992
New York	0	1	.000	1942	1942
Noncollege	103	52	.665	1901	1952
North Dakota	1	1	.500	1924	1924
Northern Arizona	3	0	1.000	1977	1984
Northwestern	2	3	.400	1939	1996

Ohio	1	0	1.000	1989	1989
Ohio State	3	5	.375	1951	1981
Oklahoma Baptist	1	0	1.000	1991	1991
Oklahoma City	2	1	.667	1971	1983
Oral Roberts	1	0	1.000	1993	1993
Oregon	116	147	.441	1908	2004
Oregon State	111	157	.414	1907	2004

Pacific (Ore.)	2	0	1.000	1924	1925
Pacific Lutheran	5	0	1.000	1947	1982
Pennsylvania	0	2	.000	1980	1997
Pepperdine	2	2	.500	1976	1986
Pittsburg State	1	0	1.000	1993	1993
Portland	6	2	.750	1938	2000
Portland State	5	0	1.000	1973	2000
Prairie View A&M	2	0	1.000	1991	2001
Princeton	2	1	.667	1967	1992
Providence	0	1	.000	1973	1973

Puerto Rico-Mayaguez	1	0	1.000	1997	1997
Puget Sound	6	0	1.000	1935	1983
Purdue	0	3	.000	1939	1964

R					
Regis	1	0	1.000	1963	1963
Rhode Island	1	1	.500	1976	1979
Rice	0	1	.000	2003	2003

S					
Sacramento State	5	1	.833	1953	2000
St. John's	0	1	.000	1949	1949
St. Joseph's (Pa.)	0	1	.000	1973	1973
Saint Louis	0	1	.000	1952	1952
St. Martin's	3	1	.750	1979	1984
San Diego	1	1	.500	1974	1975
San Diego State	3	0	1.000	1974	1992
San Francisco	1	0	1.000	1950	1950
San Francisco State	2	0	1.000	1975	1991
San Jose State	7	2	.778	1970	2002
Santa Clara	2	0	1.000	1946	1973
Seattle	7	7	.500	1949	1990
Seattle Pacific	7	0	1.000	1978	1996
Seton Hall	1	0	1.000	1985	1985
Simon Fraser	2	0	1.000	1979	1989
South Florida	0	1	1.000	1997	1997
Southern	1	0	1.000	1999	1999
Southern Mississippi (formerly Miss. Southern)	0	1	.000	1955	1955
Southern Utah	2	1	.667	1988	2003
Spokane University	1	0	1.000	1919	1919
Spring Hill	0	1	.000	1955	1955
Stanford	52	59	.473	1917	2004
Stephen F. Austin	0	1	.000	1988	1988
Syracuse	1	1	.500	1968	1995

Temple	0	1	.000	1942	1942
Tennessee	0	1	.000	1989	1989
Texas	0	2	.000	1994	2001
Texas A&M	1	0	1.000	1997	1997
TCU	1	1	.500	2002	2003
UTEP	2	1	.667	1964	1998
Texas-Pan American	2	1	.667	2000	2001
Texas Southern	1	0	1.000	1989	1989
Texas Tech	1	0	1.000	1995	1995
Tulane	0	1	.000	1955	1955

UCLA	13	85	.133	1936	2004
USC	34	62	.354	1948	2004
Utah	1	12	.077	1938	2000
Utah State	1	7	.125	1946	1959

Villanova	1	1	.500	1974	1977
Virginia	0	2	.000	1983	1998
VMI	1	0	1.000	2003	2003

Wake Forest	2	0	1.000	1974	1985
Washington	91	165	.355	1910	2004
Wayne State	2	0	1.000	1939	1943
Weber State	1	0	1.000	1983	1983
West Virginia	1	0	1.000	1966	1966
Western Oregon (formerly OCE)	2	0	1.000	1935	1935
Western Washington	4	0	1.000	1944	1946
Whitman	77	37	.675	1904	1952
Whitworth	11	5	.688	1917	1958
Wichita State	0	1	.000	1960	1960
Willamette	11	3	.786	1911	1941
Wisconsin	4	4	.500	1941	1991
Wisconsin-Oshkosh	1	0	1.000	1980	1980
Wisconsin-Parkside	1	0	1.000	1979	1979
Wyoming	0	3	.000	1946	1949

TOTAL	1,365	1,275	.517	1901	2004
-------	-------	-------	------	------	------

2004-05 opponents in **bold**

RECORD BOOK

SERIES RECORDS VS. PACIFIC-10 OPPONENTS

WASHINGTON STATE VS. ARIZONA (10-45)

1959-60	64-58(A)
1962-63	57-67(N) ¹
1978-79	74-68(H) , 72-78(A)
1979-80	59-57(A) , 74-71(H)
1980-81	80-71(H) , 73-77(A)
1981-82	59-53(A) , 56-58/2OT(H)
1982-83	86-64(H) , 75-65(A)
1983-84	51-49(A) , 68-86(H)
1984-85	56-73(A), 60-63(H)
1985-86	65-63/OT(H) , 61-62(A)
1986-87	59-96(H), 58-84(A)
1987-88	55-89(H), 41-79(A)
1988-89	59-76(A), 48-74(H), 54-62(N) ²
1989-90	61-81(A), 62-86(H)
1990-91	69-84(H), 71-84(A)
1991-92	65-78(H), 72-94(A)
1992-93	63-87(A), 64-70(H)
1993-94	68-80(H), 69-85(A)
1994-95	76-84(A), 111-114/2OT(H)
1995-96	78-96(A), 62-72(H)
1996-97	78-87(H), 86-100(A)
1997-98	81-94(N) ³ , 61-83(A)
1998-99	87-98(A), 79-81(H)
1999-2000	75-80(A), 59-73(H)
2000-01	51-84(H) ³ , 51-86(A)
2001-02	85-92(H), 68-85(A)
2002-03	69-82(A), 62-75(H)
2003-04	57-61(A), 60-72(H)

WASHINGTON STATE VS. ARIZONA STATE (25-30)

1959-60	70-94(A)
1964-65	77-88(A)
1978-79	84-67(H) , 84-79(A)
1979-80	74-75(A), 71-58(H)
1980-81	59-62(H)/2OT, 63-77(A)
1981-82	53-43(A) , 70-68(H)
1982-83	75-74(H) , 78-90(A)
1983-84	62-64/OT(A), 41-67(H)
1984-85	59-63(A), 86-78(H)
1985-86	70-62(H) , 78-80/2OT(A)
1986-87	64-80(H), 62-66(A), 60-76(N) ²
1987-88	65-66/OT(H), 70-66(A)
1988-89	65-59(A) , 98-90(H)
1989-90	64-75(A), 57-68(H)
1990-91	95-86(H) , 74-72(A)
1991-92	86-95(H), 70-71(A)
1992-93	77-81(A), 97-67(H)
1993-94	73-70(H) , 80-71(A)
1994-95	60-87(A), 84-71(H)
1995-96	72-58(A) , 103-78(H)
1996-97	74-55(H) , 74-70(A)
1997-98	85-86(H), 68-82(A)

1998-99	63-91(A), 64-67(H)
1999-2000	64-81(A), 79-81/OT(H)
2000-01	81-60(H) , 58-57(A)
2001-02	71-81(H), 45-96(A)
2002-03	55-96(A), 54-87(H)
2003-04	63-56(H) , 83-70(A)

WASHINGTON STATE VS. CALIFORNIA (43-62)

1916-17	20-28(A), 32-29(A)
1919-20	26-28(A), 29-33/OT(A), 22-27(H), 31-27(H)
1921-22	15-21(H), 26-24(H) , 18-37(A), 16-34(A)
1953-54	45-71(A), 49-61(A)
1955-56	55-87(A), 59-73(A)
1956-57	58, 66(H), 51-61(H)
1957-58	32-47(A), 48-59(H)
1958-59	37-61(H), 45-65(A)
1959-60	43-54(A)
1961-62	61-54(N)¹
1963-64	64-72(A), 56-72(A), 70-72(H)
1964-65	46-63(A), 60-53(H)
1965-66	70-71(H), 74-71(A)
1966-67	75-67(H) , 85-81(A)
1967-68	76-82(A), 87-66(H)
1968-69	60-68(A), 84-66(H)
1969-70	71-61(H) , 74-63(A)
1970-71	72-90(A), 76-102(H)
1971-72	76-79/2OT(A), 78-81(H)
1972-73	53-59(H), 57-98(A)
1973-74	65-69(A), 74-57(H)
1974-75	46-56(H), 64-78(A)
1975-76	74-69(A) , 98-85(H)
1976-77	77-63(H) , 52-66(A)
1977-78	64-66(A), 90-83(H)
1978-79	65-67(A), 68-52(H)
1979-80	83-64(H) , 80-68(A)
1980-81	63-52(A) , 65-73(H)
1981-92	57-55(H) , 49-48(A)
1982-83	66-64(H) , 56-54(A)
1983-84	63-68/OT(A), 71-62(H)
1984-85	86-67(H) , 58-67(A)
1985-86	68-84(A), 81-78(H)
1986-87	58-92(A), 66-68(H)
1987-88	59-37(A) , 76-82(H)
1988-89	62-63(H), 69-86(A)
1989-90	67-72(H), 51-69(A)
1990-91	90-81(A) , 84-75(H)
1991-92	101-83(H) , 79-72(A)
1992-93	83-75(A) , 67-76(H)
1993-94	54-70(A), 94-82(H)
1994-95	83-71(H) , 92-89(A)
1995-96	79-87(H)* , 67-71(A)
1996-97	74-77/2OT(A), 89-87(H)
1997-98	75-86(H), 60-69(A)

1998-99	68-75(A), 79-73(H)
1999-2000	46-80(A), 81-78/OT(H)
2000-01	71-75/OT(H), 65-84(A)
2001-02	57-90(A), 56-77(H)
2002-03	63-76(H), 53-63(A)
2003-04	55-50(A) , 70-58(H)

*Game later forfeited to WSU

WASHINGTON STATE VS. OREGON (116-147)

1907-08	15-12(H)
1909-10	22-7(A)
1910-11	19-32(A), 14-45(A), 7-32(A)
1911-12	13-18(H), 11-26(A), 7-19(A)
1912-13	26-17(H) , 25-12(H) , 17-19(A), 25-20(A)
1913-14	17-25(A)
1914-15	24-18(H) , 23-29(A)
1918-19	23-29(A), 36-35(H) , 28-38(H), 27-43(H)
1919-20	29-27(A)
1920-21	23-27(H), 18-33(H), 27-33(A), 28-35(A)
1922-23	21-15(A) , 40-25(H)
1923-24	31-38(H), 29-33(A)
1924-25	24-30(A), 16-43(H)
1925-26	22-34(H), 23-35(A)
1926-27	14-31(H), 23-43(A)
1927-28	16-33(A), 18-42(A)
1928-29	31-28(H) , 29-28(A)
1929-30	32-30(A) , 32-34(A), 31-28(H) , 21-35(H)
1930-31	32-30(A) , 41-33(A) , 37-31(H) , 35-32(H)
1931-32	33-21(H) , 29-42(H), 32-34(A), 21-24(A)
1932-33	39-24(A) , 47-31(A) , 45-28(H) , 27-22(H)
1933-34	27-30(A), 38-30(A) , 20-25(H), 41-29(H)
1934-35	28-35(A), 27-32(A), 24-21(H) , 37-33(H)
1935-36	35-42(A), 51-40(A) , 44-30(H) , 45-50(H)
1936-37	26-43(A), 37-32(A) , 36-40(H), 42-28(H) , 42-25(H)⁴
1937-38	33-54(A), 46-50(A), 34-44(H), 44-37(H)
1938-39	35-46(A), 39-34(A) , 44-56(H), 31-57(H)
1939-40	41-71(A), 50-60(A), 62-57(H) , 55-54(H)
1940-41	48-39(A) , 55-40(A) , 47-45(H) , 50-47(H)
1941-42	61-45(A) , 38-48(A), 59-48(H) , 27-41(H)
1942-43	36-49(H), 46-40(H) , 45-47(A), 39-54(A)

RECORD BOOK

SERIES RECORDS VS. PACIFIC-10 OPPONENTS

1943-44	36-40(H), 38-33(H) , 36-56(A), 44-56(A)	1986-87	55-60(A), 79-65(H)	1934-35	19-25(A), 28-38(A), 30-27(H) , 22-36(H)
1944-45	46-36(H) , 34-47(H), 54-43(A) , 48-64(A), 41-51(H) ⁵ , 53-48(A) ⁵ , 37-39(A) ⁵	1987-88	46-67(H), 66-73(A)	1935-36	26-27(A), 32-31(H) , 26-33(A), 26-41(A)
1945-46	68-61(A) , 65-69(A), 67-61(H) , 70-63(H)	1988-89	49-67(A), 60-59(H) , 78-56(N) ²	1936-37	23-20(A) , 37-32(A) , 22-17(H) , 42-23(H)
1946-47	52-56(A), 52-49(A) , 51-37(H) , 48-46(H)	1989-90	68-82(A), 66-71(H)	1937-38	41-31(A) , 25-21(A) , 41-39/OT(H) , 26-25/OT(H)
1947-48	66-65/OT(H) , 60-59(H) , 62-60(A) , 54-73(A)	1990-91	82-79(H) , 69-75(A)	1938-39	30-19(A) , 38-25(A) , 47-41(H) , 42-35(H)
1948-49	50-37(N) ⁶ , 46-43(H) , 43-40(H) , 38-49(A), 50-48(A)	1991-92	90-55(A) , 97-82(H)	1939-40	47-40(H) , 31-33(H), 46-37(A) , 40-44(A)
1949-50	48-51(A), 54-46(A) , 52-51(H) , 64-48(H)	1992-93	95-79(H) , 60-62(A)	1940-41	39-45(A), 42-44(A), 42-37(H) , 45-50(H)
1950-51	55-45(H) , 52-54(H), 57-66(A), 55-57(H)	1993-94	95-85(A) , 87-98(H)	1941-42	47-52/OT(A), 53-45(A) , 34-36(H), 53-48(H)
1951-52	45-59(A), 45-59(A), 61-71(H), 67-65(H)	1994-95	83-78(H) , 76-59(A)	1942-43	44-35(H) , 55-52(H) , 35-51(A), 34-35(A)
1952-53	49-74(A), 61-75(A), 56-64(H), 70-87(H)	1995-96	63-70(A), 70-65(H)	1943-44	45-41(H) , 49-35(H) , 52-45(A) , 44-55(A)
1953-54	73-75(H), 56-65(H), 51-66(A), 74-68(A)	1996-97	81-76(N) ³ , 82-93(A)	1944-45	32-54(A), 36-48(H), 46-31(H) , 42-45/2OT(H)
1954-55	63-56(H) , 55-69(H), 45-68(A), 63-76(A)	1997-98	62-71(A), 63-64(H)	1945-46	48-50(H), 49-34(H) , 46-63(A), 33-54(A)
1955-56	63-80(A), 58-72(A)	1998-99	83-87/3OT(H), 64-77(A)	1946-47	28-52(A), 30-53(A), 30-51(H), 49-37(H)
1956-57	87-81(H) , 74-67(H)	1999-2000	80-81/OT(H), 53-70(A)	1947-48	33-49(H), 38-43(H), 49-65(H), 52-58(H)
1957-58	45-63(H), 65-51(A)	2000-01	66-81(A), 63-62(H)	1948-49	47-41(H) , 34-42(H), 47-52(A), 42-51(A)
1958-59	54-61(A), 70-63(H)	2001-02	86-94(H), 77-115(A)	1949-50	42-38(A) , 53-54(A), 53-39(H) , 51-34(H)
1959-60	48-63(N) ¹ , 48-62(A), 64-68(H)	2002-03	66-76(A), 70-89(H)	1950-51	49-52(H) , 46-57(H), 37-49(A), 45-38(A)
1960-61	45-58(N) ¹ , 53-60(A), 77-73(A) , 81-56(H) , 68-76(H)	2003-04	41-52(A), 62-67/OT(H)	1951-52	45-53(A), 54-44(A) , 56-44(H) , 45-37(H)
1961-62	81-91/OT(A), 71-81(A), 71-45(H) , 70-63(H)			1952-53	27-39(A), 50-45(A) , 56-50(H) , 64-50(H)
1962-63	57-67(N) ¹ , 51-60(H), 44-58(H), 70-83(A), 72-84(A)			1953-54	41-65(A), 54-65(A), 49-51(H), 41-62(H)
1963-64	62-79(N) ¹ , 61-71(A), 81-71(A)			1954-55	48-68(H), 58-70(A), 52-56(A), 61-73(H), 68-66(H)
1964-65	75-68(H) , 69-74(H), 71-61(A)			1955-56	40-59(H), 58-52(H)
1965-66	75-58(H) , 58-66(A), 88-83(H)			1956-57	59-65(A), 49-70(A)
1966-67	77-56(N) ¹ , 75-71(A) , 82-79/OT(H)			1957-58	31-69(A), 62-67(H)
1967-68	85-66(H) , 73-81(A)			1958-59	66-76(H), 58-72(A)
1968-69	78-80(N) ¹ , 67-63(H) , 66-65(A)			1959-60	38-49(A), 59-62(H)
1969-70	57-66(N) ¹ , 79-90(A), 98-87(H)			1960-61	66-76(H), 72-61(H) , 47-72(A), 52-53(A)
1970-71	48-64(N) ¹ , 68-95(H), 68-69/OT(A)			1961-62	66-78(N) ¹ , 55-69(H), 65-68(H), 55-62(A), 46-63(A)
1971-72	73-56(H) , 77-69(A)			1962-63	47-74(A), 50-61(A), 56-79(H), 65-74(H)
1972-73	63-77(A), 65-66(H)			1963-64	66-80(H), 58-75(H)
1973-74	54-69(H), 61-92(H)			1964-65	64-53(H) , 51-66(A)
1974-75	65-74(N) ¹ , 68-69(H), 52-56(A)			1965-66	52-68(A), 47-54(H)
1975-76	78-69(H) , 56-70(A)			1966-67	61-63(A), 49-51/OT(H)
1976-77	49-45(A) , 55-53(H)			1967-68	61-62(N) ¹ , 82-62(H) , 81-76/OT(A)
1977-78	54-48(H) , 57-55(A)			1968-69	51-50/OT(N) ¹ , 61-60(H) , 62-60(A)
1978-79	74-65(H) , 53-52(A)			1969-70	59-54(N) ¹ , 65-80(A), 85-51(H)
1979-80	62-52(A) , 81-66(H)			1970-71	73-78(H), 67-81(A)
1980-81	66-70(H), 67-82(A)				
1981-82	56-60(A), 76-69(H)				
1982-83	54-41(A) , 48-45(H)				
1983-84	60-64(H), 73-78(A)				
1984-85	72-74(H), 82-84(A)				
1985-86	60-59(A) , 75-71(H)				

WASHINGTON STATE VS.
OREGON STATE (111-157)

1906-07	14-30(H)
1908-09	16-30(A), 14-16(H)
1909-10	27-15(A) , 27-24(A) , 29-18(H)
1910-11	9-33(A)
1911-12	14-19(H), 4-12(H), 12-29(A), 5-13(A)
1912-13	22-20(H) , 16-11(H) , 4-13(A), 20-23(A)
1913-14	12-24(A), 12-29(A)
1914-15	23-21/OT(H) , 20-32(A)
1915-16	23-21(H) , 17-25(A)
1916-17	28-17(A)
1917-18	17-36(A), 12-25(A)
1918-19	36-17(A) , 41-9(A) , 31-20(H) , 31-36(H)
1919-20	11-31(A), 23-27(A), 50-34(H) , 40-21(H)
1920-21	31-36(A), 27-15(A) , 26-18(H) , 25-35(H)
1921-22	19-32(H), 20-29(H)
1922-23	14-24(A), 19-16(H)
1923-24	19-24(H), 20-28(A)
1924-25	14-18(H), 17-30(A)
1925-26	24-31(A), 20-31(H)
1926-27	19-30(A), 21-22(H)
1927-28	14-32(A), 28-21(H)
1928-29	30-18(H) , 35-26(A)
1929-30	40-27(A) , 28-27(A) , 28-25(H) , 27-29(H)
1930-31	23-29(H), 30-23(H) , 20-21(A), 44-30(A)
1931-32	31-22(H) , 33-22(H) , 28-24(A) , 28-26(A)
1932-33	22-25(H), 27-20(H) , 14-26(A), 34-31/OT(A)
1933-34	16-28(A), 26-24(A) , 23-26(H), 24-15(H)

RECORD BOOK

SERIES RECORDS VS. PACIFIC-10 OPPONENTS

1971-72	71-77(H), 64-99(A)
1972-73	71-91(H), 67-64(H)
1973-74	72-69(A) , 63-76(H)
1974-75	68-65(N) ¹ , 73-82(H), 41-44(A)
1975-76	73-82(H) [*] , 55-69(A)
1976-77	58-61(A), 74-62(H)
1977-78	63-58(H) , 46-58(A)
1978-79	67-61(H) , 52-66(A)
1979-80	63-65(A), 69-51(H)
1980-81	53-66(H), 53-81(A)
1981-82	48-64(A), 36-40(H)
1982-83	76-54(A) , 63-61/OT(H)
1983-84	57-79(N) ¹ , 74-65(H) , 55-66(A)
1984-85	57-73(H), 49-69(A)
1985-86	54-57(A), 49-66(H)
1986-87	48-66(A), 73-63(H)
1987-88	56-49(H) , 48-62(A), 68-74/OT(N) ⁷
1988-89	63-90(A), 70-83(H)
1989-90	64-79(A), 63-83(H)
1990-91	99-77(H) , 85-87/OT(A)
1991-92	81-69(A) , 87-84/OT(H)
1992-93	56-61(H) , 58-59(A)
1993-94	81-66(A) , 101-64(H)
1994-95	77-75(H) , 94-85(A)
1995-96	76-62(A) , 61-42(H)
1996-97	80-64(N) ³ , 49-61(A)
1997-98	69-53(A) , 80-68(H)
1998-99	84-79(H) , 64-83(A)
1999-2000	63-77(H), 56-64(A)
2000-01	62-67(A), 57-53(H)
2001-02	72-74(H), 55-91(A)
2002-03	48-63(A), 75-71(H)
2003-04	41-52(A), 58-65(H)

**Game later forfeited to WSU*

WASHINGTON STATE VS. STANFORD (52-59)

1916-17	36-18(A) , 23-15(A)
1919-20	29-30(A), 25-24/OT(A)
1920-21	37-42/2OT(H), 20-36(H)
1921-22	21-16(A) , 15-13(A)
1936-37	28-31(N) ⁵ , 40-41(N) ⁵
1940-41	46-43(H) ⁵ , 44-40(H) ⁵
1955-56	76-81(H), 69-67(H)
1956-57	51-60(A), 62-80(A)
1957-58	64-51(H) , 53-58(A)
1958-59	40-59(H), 58-59(A)
1959-60	44-57(A), 58-67/OT(H)
1960-61	51-50(A) , 83-63(H)
1961-62	51-67(A)
1963-64	69-80(H), 48-84(H), 55-81(A)
1964-65	43-70(A), 59-58(H)
1965-66	77-88(N) ¹ , 61-58(H) , 61-80(A)
1966-67	82-58(H) , 70-71/OT(A)
1967-68	74-71(A) , 87-75(H)
1968-69	71-66(A) , 69-68(H)

1969-70	72-62(H) , 85-62(A)
1970-71	65-55(N) ¹ , 70-77(A), 89-79(H)
1971-72	54-76(A), 68-66(H)
1972-73	61-49(H) , 44-59(A)
1973-74	51-65(A), 51-72(H)
1974-75	58-71(H), 70-92(A)
1975-76	62-60(A) , 91-79(H)
1976-77	80-68(H) , 69-52(A)
1977-78	62-59(A) , 67-64(H)
1978-79	75-52(A) , 69-47(H)
1979-80	102-74(H) , 95-75(A)
1980-81	60-62(A), 59-58(H)
1981-82	63-58(H) , 62-54(A)
1982-83	67-63(H) , 79-69(A)
1983-84	65-68(A), 65-61(H)
1984-85	71-59(H) , 78-68(A)
1985-86	67-84(A), 69-66(H)
1986-87	76-93(A), 74-64(H)
1987-88	70-68/OT(A) , 50-51(H)
1988-89	43-85(H), 53-65(A)
1989-90	49-69(H), 54-68(A)
1990-91	63-94(A), 74-68(H)
1991-92	67-59(H) , 70-85(A)
1992-93	64-59(A) , 87-54(H)
1993-94	64-75(A), 77-71(H)
1994-95	77-63(H) , 72-79(A)
1995-96	67-78(H), 68-59(A)
1996-97	61-81(A), 63-76(H)
1997-98	72-82(H), 56-72(A)
1998-99	45-94(A), 58-64(H)
1999-2000	38-63(A), 52-89(H)
2000-01	61-72(H), 64-75(A)
2001-02	50-81(A), 63-76(H)
2002-03	68-73/OT(H), 54-72(A)
2003-04	51-73(A), 61-63(H), 47-68(N) ¹¹

WASHINGTON STATE VS. UCLA (13-85)

1936-37	32-23(H)
1937-38	48-25(H) , 40-31(H)
1948-49	44-54(N) ⁶
1949-50	58-60(A) ⁵ , 49-52(A) ⁵
1955-56	72-86(H), 70-95(H)
1956-57	65-87(A), 62-83(A)
1957-58	64-72(A), 44-64(H)
1958-59	71-54(H) , 41-68(A)
1963-64	83-88(H), 77-121(H), 56-93(A)
1964-65	41-93(A), 68-70(H)
1965-66	84-83(H) , 61-88(A)
1966-67	67-76(H), 78-100(A)
1967-68	69-97(A), 70-101(H)
1968-69	80-108(A), 59-83(H)
1969-70	70-72(H), 61-95(A)
1970-71	71-95(A), 53-57(H)
1971-72	58-89(A), 55-85(H)
1972-73	50-88(H), 64-96(A)

1973-74	45-55(H), 68-93(A)
1974-75	69-77(A), 61-69(H)
1975-76	71-91(H), 78-104(A)
1976-77	59-72(A), 62-65(H)
1977-78	55-70(H), 59-60(A)
1978-79	71-89(A), 102-110/3OT(H)
1979-80	80-64(H) , 66-80(A)
1980-81	61-87(A), 50-59(H)
1981-82	57-51/3OT(H) , 54-57(A)
1982-83	87-89/OT(A), 70-68(H)
1983-84	59-73(H), 64-83(A)
1984-85	48-75(A), 66-58/OT(H)
1985-86	80-81/2OT(H), 81-88(A)
1986-87	81-73(H) , 60-61(A)
1987-88	63-88(A), 55-62(H), 73-71(N) ⁷
1988-89	63-64(H), 55-56(A)
1989-90	64-68(H), 89-96(A)
1990-91	91-99(H), 64-86(A)
1991-92	61-82(A), 85-89(H)
1992-93	67-56(H) , 70-71(A)
1993-94	79-81(H), 66-76(A)
1994-95	78-91(A), 83-98(H)
1995-96	73-78(N) ³ , 71-81(A)
1996-97	56-84(A), 86-87(H)
1997-98	68-88(A), 75-78(H)
1998-99	66-69(H), 61-100(A)
1999-2000	64-86(H), 58-65(A)
2000-01	57-75(A), 76-86(H)
2001-02	74-79(H), 69-81(A)
2002-03	83-98(H), 71-86(A)
2003-04	45-48(H) ³ , 55-48(A)

WASHINGTON STATE VS. USC (34-62)

1948-49	55-52(N) ⁶
1950-51	47-55(A)
1952-53	60-65/OT(A), 47-65(A)
1955-56	55-76(A), 54-85(A)
1956-57	68-73(H), 70-64(H)
1957-58	65-67(H), 49-54(A)
1958-59	67-73/OT(A), 77-75(H)
1963-64	60-68(A), 80-76(A) , 77-81/OT(H)
1964-65	57-59(A), 65-88(H)
1965-66	75-62(H) , 72-75(A)
1966-67	76-74(H) , 86-76(A)
1967-68	79-92(A), 58-73(H)
1968-69	72-70/OT(A) , 64-52(H)
1969-70	89-72(H) , 66-63(A)
1970-71	68-78(A), 64-75(H)
1971-72	68-78(A), 65-75(H)
1972-73	63-80(H), 55-79(A)
1973-74	71-56(H) , 59-86(A)
1974-75	80-94(A), 68-81(H)
1975-76	80-72(H) , 84-70(A)
1976-77	67-65(A) , 72-55(H)
1977-78	65-68(H), 54-55(A)

RECORD BOOK

SERIES RECORDS VS. PACIFIC-10 OPPONENTS

1978-79	61-67(A), 69-71(H)	1931-32	28-27(H), 49-22(H), 25-32(A), 38-44(A)	1967-68	75-70(A), 87-63(A)
1979-80	77-57(H), 69-67(A)	1932-33	27-31/OT(A), 30-32(A), 34-26(H), 28-35(H)	1968-69	62-55(H), 69-61(A)
1980-81	43-57(A), 59-60(H)	1933-34	28-30/OT(H), 30-35(H), 24-39(A), 23-39(A)	1969-70	36-37(A), 79-68(H)
1981-82	56-57/OT(H), 56-61(A)	1934-35	28-36(A), 33-27(A), 35-37(H), 19-34(H)	1970-71	90-79(H), 63-73(A)
1982-83	49-56(A), 83-80(H)	1935-36	26-30(A), 23-40(A), 36-35/OT(H), 47-28(H)	1971-72	92-103(A), 63-96(H)
1983-84	61-68(H), 56-57(A)	1936-37	40-45(A), 45-35(A), 34-37(H), 35-42(H), 36-33(A) ⁴	1972-73	51-58(A), 76-88(H)
1984-85	62-69(A), 58-64(H)	1937-38	32-44(H), 51-46(H), 37-58(A), 36-50(A)	1973-74	77-90(A), 71-82(H)
1985-86	65-58(H), 77-75/OT(A)	1938-39	38-41(A), 32-41(A), 52-62(H), 39-49(H)	1974-75	70-103(H), 81-73(A)
1986-87	70-60(H), 37-66(A)	1939-40	38-39/OT(A), 51-35(A), 49-44(H), 52-53(H)	1975-76	65-75(A), 61-59(H)
1987-88	60-65(A), 67-57(H)	1940-41	44-42(A), 39-31(A), 50-38(H), 69-47(H)	1976-77	68-71(H), 52-66(A)
1988-89	72-65(H), 63-78(A)	1941-42	58-52(H), 54-43(H), 45-55(A), 51-75(A)	1977-78	52-68(A), 57-52(A)
1989-90	68-67(H), 75-91(A), 68-85(N) ⁸	1942-43	41-37(A), 34-72(A), 52-61(H), 53-49(H)	1978-79	60-47(N) ¹ , 56-57(H), 65-56(A)
1990-91	62-80(H), 57-74(A)	1943-44	40-53(A), 41-61(A), 50-71(H), 43-62(H)	1979-80	72-68(A), 63-64(H)
1991-92	62-75(A), 82-68(H)	1944-45	48-34(H), 65-43(H), 53-42(A), 53-45(A)	1980-81	70-81(H), 64-70(A)
1992-93	73-51(H), 65-81(A)	1945-46	32-35(A), 44-46(A), 48-37(H), 42-56(H)	1981-82	60-75(A), 62-42(H)
1993-94	89-59(H), 64-70(A)	1946-47	51-48(H), 58-54(H), 54-38(A), 40-59(A)	1982-83	72-70/2OT(H), 75-76(A)
1994-95	76-85(A), 84-64(H)	1947-48	48-47(A), 36-51(A), 50-55(H), 62-58/2OT(H)	1983-84	48-58(A), 51-67(H)
1995-96	81-83(H), 69-62(A)	1948-49	44-30(H), 67-50(H), 45-51(A), 41-54(A)	1984-85	56-73(H), 52-68(A)
1996-97	73-106(A), 85-92(H)	1949-50	56-42(H), 37-52(H), 54-46(A), 60-42(A)	1985-86	63-72(A), 70-79(H)
1997-98	69-75(A), 78-71(H)	1950-51	50-48(H), 63-60(H), 44-53(A), 41-86(A)	1986-87	65-79(A), 86-80(H)
1998-99	95-86(H), 62-83(A)	1951-52	56-50(H), 43-67(H), 37-75(A), 51-82(A)	1987-88	70-63(A), 61-52(H)
1999-2000	61-83(H) ³ , 63-82(A)	1952-53	41-75(H), 48-60(H), 51-79(A), 56-69(A)	1988-89	63-69(H), 70-76(A)
2000-01	59-82(A) ¹⁰ , 63-78(H)	1953-54	56-48(H), 44-54(H), 48-56(A), 56-65(A)	1989-90	79-80/OT(A), 56-59(A)
2001-02	63-78(H), 64-85(A)	1954-55	38-69(H), 74-73(H), 40-76(A), 49-63(A)	1990-91	48-50(H), 80-76(A)
2002-03	90-97(H), 68-86(A)	1955-56	42-62(A), 57-80(A)	1991-92	73-78/OT(A), 75-57(H)
2003-04	76-61(H) ³ , 60-51(A)	1956-57	72-73(H), 66-76(H)	1992-93	56-59(H), 72-59(A)
		1957-58	62-68(H), 58-41(A)	1993-94	67-46(A), 75-51(H)
		1958-59	73-82(A), 80-82(H)	1994-95	74-73(H), 72-78(A)
		1959-60	62-77(A), 79-71(N) ⁹ , 47-64(H)	1995-96	71-85(A), 76-66(H)
		1960-61	63-66(H), 66-79(A)	1996-97	72-74(H), 70-91(A)
		1961-62	51-66(A), 58-72(H)	1997-98	76-82(A), 51-70(H)
		1962-63	56-61(H), 57-59(A)	1998-99	72-71(N) ³ , 59-76(A)
		1963-64	61-59(H), 61-63(H), 52-57(A)	1999-2000	68-74/OT(H), 60-64(A)
		1964-65	66-70(A), 56-53(H), 78-74/2OT(A), 55-76(H)	2000-01	72-78(A), 79-61(H)
		1965-66	67-70(A), 81-74(H)	2001-02	81-79(H), 75-84(A)
		1966-67	72-80(N) ¹ , 78-69(H), 75-86(A)	2002-03	67-81(A), 98-76(H)
				2003-04	62-75(H), 61-71(A)

WASHINGTON STATE VS. WASHINGTON (91-165)

1909-10	9-13(H)
1910-11	22-29(H), 10-24(H), 11-23(A), 16-23(A)
1911-12	7-38(H), 8-27(H)
1912-13	28-25(H), 24-22(H), 13-27(A), 31-27(A)
1914-15	29-28(H), 13-36(A)
1916-17	37-25(H), 41-24(H), 31-24(A), 26-14(A)
1917-18	28-26(A), 21-25(A)
1918-19	42-33(A), 29-23(A), 28-17(H), 24-25(H)
1919-20	29-23(A), 15-20(A)
1920-21	24-26(H), 23-15(H), 21-52(A), 12-28(A)
1921-22	28-37(A), 10-40(A), 22-41(H), 30-20(H)
1922-23	19-29(A), 29-31(H)
1923-24	20-26(H), 16-33(A)
1924-25	24-33(A), 14-32(H)
1925-26	21-31(A), 20-24(H)
1926-27	16-39(A), 23-29(H)
1927-28	13-26(A), 19-49(H)
1928-29	24-38(H), 19-33(A)
1929-30	29-32/OT(A), 19-35(A), 21-24(H), 29-26(H)
1930-31	42-45(A), 23-24(A), 38-26(H), 26-39(H)

¹Far West Classic, Portland, Ore.

²Pac-10 Tournament, Inglewood, Calif.

³Spokane, Wash. (Spokane Arena)

⁴North Division Playoff

⁵Pacific Coast Conference North-South Playoff

⁶Pacific Coast Tournament, San Francisco, Calif.

⁷Pac-10 Tournament, Tucson, Ariz.

⁸Pac-10 Tournament, Tempe, Ariz.

⁹Spokane, Wash. (Spokane Coliseum)

¹⁰Inglewood, Calif. (Forum)

¹¹Los Angeles, Calif. (Staples Center)

RECORD BOOK

ALL-TIME ROSTER

A

David Adams	2000-01
Mike Agee	1958
Frank Ahern	1945
Ron Aiken	1954, 56
Albert Akins	1942-43
Frank Akins	1940-41
Leonard Allen	1967-69
Bob Anderson	1944
Chester Anderson	1909-11
Greg Anderson	1998
Todd Anderson	1985-88
Victor Anderson	1912-15
Donald Andrews	1947
Shamon Antrum	1995-96
Beau Archibald	1997
Raymond Arndt	1946-49
Nick August	1959-61
Frank Averill	1926-28
Dick Axelson	1957-59
Terry Ayers	2004

B

Mark Babich	1984-85
Bruce Baker	1958
LaVar Ball	1988
Terry Ball	1960-62
Larry Barclay	1959
Tom Barnes	1909-10
Norton Barnhill	1974-76
John Barrett	1927
Max Bartlett	1911
John Batiste	1975
Jim Bauer	1954
Bob Bayless	1946
Dave Beach	1957
George Beaudreau	1945
Larry Beck	1955-57
Winston Bell	1989-90
Justin Bellegarde	2003-04
Ronald Bennink	1953-55
Reedy Berg	1979-80
Jack Bergersen	1970
Steve Bergstron	1972-73
Elvan Berquist	1940-41
Ernie Bishop	1937
Gale Bishop	1942-43, 46
Walter Bliss	1936
George Blokkolb	1932
Kaspars Blums	1961, 64
Rod Boalch	1942-43
George Bohler	1911, 13-14
Roy Bohler	1915-17
Darrell Borg	1946

Matt Bortles	1994-95
Bill Borton	1965
Bowers, ____	1938
Cody Boyd	2004
Chuck "Bobo" Brayton	1944
Larry Breum	1953
Rod Brewer	1969
Phil Brown	1952
Ricky Brown	1974-75
Ricky Brown	1983-84
Tyrone Brown	1981-82
Robert Brumbley	1926-28
Gordon Brunswick	1950
Paddy Buck	1911
Archie Buckley	1928-30
Frances Burgess	1919-20
Ernie Burke	1921-23
Gerald Burnham	1956
Lloyd Burpee	1926



Mike Bush	1999-02
Ronald Button	1949-50
Vern Butts	1939-41
Art Byers	1927

C

Frank Cady	1925
Herbert Cain	1942
Cantley, ____	1918
Joe Caraher	1932
Bob Carlson	1946
Clyde Carlson	1936-38
Larry Carlson	1961-63
Sewell Carlson	1936-38
Ralph Carlton	1930-31
Terry Carroll	1949-50
Vince Carstens	1944
Ryan Chamberlain	1968-69
Joe Chandler	1923-25
Bill Chase	1938-40
Kent Chrisman	1989
Richard Cisna	1920-22
Cedric Clark	1998-2001
Clarence Clark	1978
Gerald Clay	1929

Gerland Clay	1926-27
Al Cleveland	1934
Bill Coby	1996
Dennis Colacino	1961



Don Collins	1977-80
Keith Collins	1978
Tom Collins	1932-33
Ben Comer	1980
Gene Conley	1950
Jack Cooper	1968-70
Edwin Copeland	1916-17, 20



Rob Corkrum	1991-93, 95
Ed Cragin	1928-29
Al Crane	1914
Pat Crane	1909-10
Ken Critton	1991-92
Chris Crosby	1997-2000
Bob Cross	1931-33

D

Jim Dahl	1963
Wesley Dahl	1947-48
William Dahlke	1935-37
C.A. Dahlquist	1918
N.W. Dahlquist	1910-11
Gus Damaskos	1936
Dwight Damon	1960-62
Carlos Daniel	1995-98
Ron Davis	1975-76
George Davison	1943
Rodrigo de la Fuente	1997-98

Herb Delaney	1989-90
Lance Den Boer	2004
Neil Derrick	1991-92
Wally DeWitt	1910
Bill Dickenson	1945
Neil Dirom	1960-62
Cassius Dolquist	1937
Mike Dolven	1971-73



James Donaldson	1976-79
Chuck Dosskey	1941
Bob Douglass	1920
Mike Drew	1962-64
Art Driver	1933-34
George Dunham	1960
Al Durr	1984-86

E

Jack Eagle	1936
Louis Edes	1926-27



Craig Ehlo	1982-83
Carl Ellingsen	1929
Gary Elliot	1968-70
Robert Elliott	1946-49
Blaine Ellis	1967-69
Donminic Ellison	1994-96
Eugene Endslo	1928-31
Moose Englehorn	1910
Darrin Erdhall	1980
Nathan Erdmann	1994
Ray Erickson	1965-66
Rick Erickson	1968-70

RECORD BOOK

ALL-TIME ROSTER

D. Chester Evans 1917
Neil Evans 1987-90
Tyrone Evans 2000
Art Evett 1946

F

Michael Fels 1967-69
Fred Ferguson 1993-94
Ralph Ferrier 1917
Ted Fix 1935
Billy Flowers 1972
Ron Foisy 1954-56
Pat Foley 1953



Isaac Fontaine 1994-97
Dale Ford 1963-65
Rich Forsyth 1978
Malcolm Fortier 1914
Scott Foxley 1949, 51-52
John Friel 1921-23
Walt Frierson 1964

G

George Gabrial 1966
Gaines, ____ 1918
Bill Galbraith 1956-58
Bob Gambold 1949-51
Justin Garcia 2004
Rex Gardner 1910-12
Joe Garrity 1971-72
Jack Garton 1953-55
Robert Gaston 1947-49
Edward Gayda 1947-50
Kirk Gebert 1939-42
Dean Gehret 1945
Leonard Gehrke 1925-26
Dale Gentry 1939-41
Marvin Gilberg 1941-42
Shami Gill 2002-04
James Gilleland 1927-29
L.A. Gillis 1918, 20
Marty Giovacchini 1974-77
Glenn Glover 1915, 17

Ray Glover 1914, 19
Mike Gomez 1969-71
Huntly Gordon 1931-33
Robert Gough 1928
Clint Gould 1936
J.A. Gould 1929
Kevin Graffis 1977-78
Nick Graham 2000-01, 03
Pete Graham 1931-33
Anthony Grant 2004
Randy Green 2003-04
Brad Greenberg 1973
Vincent Gregg 1944-45
Chris Griffin 1995
Jack Griffin 1938-39
Morris Griffin 1972-73
Brian Grun 1974-77

H

Richard Halleen 1961-62
George Hamilton 1945, 47-49
Ken Hammer 1963-65
Jim Hanks 1954
Wayne Hanks 1947-49
Vince Hanson 1943, 45-46, 48
Ron Harper 1979
Steve Harriel 1979, 81-83
Harrington, ____ 1941
Victor Harrington 1922-23
E.J. Harris 2001-02
Tony Harris 1993-94
David Harshman 1970
Joe Harter 1913
Aaron Haskins 1980-83
Fred Haupt 1918
Harold Hawley 1935
George "Jud" Heathcote 1947-49
John Hein 1957
Mel Hein 1930
Mark Hendrickson 1993-96
George Henningsgard 1960
Walter Henry 1926-27, 29
Jim Hepton 1960
Alvin Hildebrand 1913-16
Angelo Hill 1977-78, 80-81
Eddie Hill 1991-94
Chuck Hinchey 1980
Hinchliffe, ____ 1915
Parke Hinman 1959
Louis Hobson 1967-68
John Hodges 1986-89
Dennis Hogg 1969-71
Ed Holcomb 1909
Julius Hollman 1917-19

Claude Holsten 1930-32
Jack Holstine 1934-36
Al Hooper 1937-39
Frank Hooper 1935-37
John Hooper 1940-42
Verne Hooper 1946
Dick Hostikka 1963-64



Stuart House 1977-80
Robert Houston 1934-36
Jim Howell 1950-52
Gary Huber 1959
Guy Huestis 1971-72
Cedrick Hughey 2002-03
Charles Hulsey 1933
Earl Hunt 1912, 14
Owen Hunt 1941-43
Sam Hunter 1948
Xavier Hunter 1974
Clyde Huntley 1979-80
Hurd, ____ 1946
Will Hutchens 1996-99

I

Michael Ingram 1980
Norm Ingram 1952

J

Jackson, ____ 1915-16
Brad Jackson 1972-74
Kareem Jackson 1996-97
Tom Jackson 1958
Dick Jacobs 1967
Tim Jankovich 1978
Edgar Jeffries 1973-76
Paul Jenkins 1972
Ray Jenkins 1917
Jack Jennings 1938-40
Otis Jennings 1983-86
Cameron Johnson 1996-97
Don Johnson 1973-75
Greg Johnson 1974-77

Ollie Johnson 1981
Orville Johnson 1936-37
Raymond Johnson 1945-46, 48
Roland Johnson 1933-35
Steve Johnson 1976-78
Ken Jones 1975-78
Adrian Jorissen 1945-46
Morton Joslin 1943-45
Ronnie Joyner 1981-82
Terry Justice 1973

K

Al Kamps 1955
Joe Kasch 1935
Kab Kazadi 1998-99
Steven Kebbe 1971-72
Ed Keinholtz 1912-13
Thomas Kelati 2002-04
Jack Kelleher 1941
Bill Kellinger 1945-46
Lyle Kellstrom 1935-36
Terry Kelly 1977-80
Wallace Kelso 1923-25
Ken Kennedy 1930-31
Merton Kennedy 1957-59
Ed Kerpa 1937-39
Dave Kessler 1996
Anthony Kidd 1986-89
Bill Kiehn 1954
Ed Kienholz 1913
Doug King 1955-56
Ervin King 1914, 16-17
William King 1920-21
George Klemz 1944
Bob Klock 1953-55
Dennis Klope 1964-66
Doug Klope 1966-68
Knepps, ____ 1920
Dick Knipe 1949
Charlie Knight 1911-12
Jim Knostman 1963-64
Joe Koenig 1925-27
Justin Kordsmeier 2003
John Kosich 1937-39
Martcil Kotula 1918-21
Pete Kramer 1922
Ben Krause 1973
Karl Krug 1976
Dave Kuehl 1912

L

John LaFallette 1911
Warren Lagers 1944

RECORD BOOK

ALL-TIME ROSTER

Bob Laying 1944
Elmer Leaf 1928
Mel Lee 1930-31
Jim Lemery 1961-63
Terrence Lewis 1991-92



Paul Lindemann 1939-41
Carl Lippert 1933
Bill Lippincott 1946
Framecio Little 2001
Bob Lloyd 1960
J Locklier 2001-02
Bob Lodge 1954
Clarence Loomis 1921-23
Bruce Lord 1955-56
J.E. Love 1913-14
Norman Lowery 1947-48
Ralph Lowry 1910-13
Ray Luck 1928
Wilbur Luft 1930
Brian Lund 1993
Justin Lyman 2002-03
Craig Lyon 1981

M

Tavares Mack 1994-97
Phil Mahan 1941, 43
Raymond Mahnkey 1938-40
Manard, ____ 1913
Leon Mangis 1949-51
Keith Manring 1925
John Maras 1958-60
David Martin 1990
Mason, ____ 1941
Don Mason 1937
Frank Mataya 1949-51
Ken Mathia 1984-87
Tyrone Maxey 1991-92
Howard McCants 1953-54
Carl McCarthy 1922-24
Don McCleod 1917
McClure, ____ 1917
Levi McCormick 1936
Don McDonald 1929
Erwin McDowell 1927-29

Ken McFadden 1981-82
Milo McIver 1918-21
Bob McKay 1932
Wallace McKay 1922
Jim McKean 1966-68
Bill McKenzie 1960-62



Art McLarney 1930-32
Jerry McNair 2001-03
Steven McNeil 1934-35
Huntley McPhee 1934
Mearle, ("Swede") 2000
Paul Mencke 1998-99
Kojo Mensah-Bonsu 1972-73
Dave Meredith 1969-71
Jim Meredith 1971
Steve Merkley 1965
Roger Merritt 1980-81
Brad Meyers 1958-59
Jim Miles 1938-39
Miller, ____ 1999-01
Eddie Miller 1973-74
Sammy Miller 1961
Tom Mills 2001
Kendall Minor 1929
Earl Mitchell 1928-30
Leonard Mitchell 1910
J.P. Momb 1980-81, 83
Chris Monson 1963-64
Bob Montgomery



Marcus Moore 2001-04
Rigo Moore 1984-85
Eugene Moos 1946
Bob Morgan 1953-54
Ernie Morgan 1924-26
Leonard Morgan 1925-26

Lloyd Morgan 1923
Richard Morgan 1944
Keith Morrison 1983-85
Morse, ____ 1913
Bob Moss 1915-17, 20
Norm Moss 1914-16
Justin Mott 1997
Peter Mullins 1951-53
Justin Murray 2001-02
Cliff Myron 1952-53

N

Ralph Nash 1920
John Nebel 1966
Rolland Neilsen 1947
Ivar Nelson 1936-37
Leif Nelson 1998-99
Ron Nelson 1955-56
Roger Nerritt 1965-66
Brad Ness 1978-79, 81-82
Dave Niehl 1976, 78
Robert Niehl 1972-74
John Nielsen 1958
Jim Nielson 1970-72
William Nollan 1924-26
Lewis "Bud" Norris 1965-67
Bill Noteboom 1945
James Nugest 1929-31

O

Tommie Oatis 1992-93
Bruce Olson 1955-57
Bud Olson 1939-40
Nick Oluic 1974
Thomas O'Neill 1942-43
Steve Orme 1968-70
Louis Orsini 1944

P

Brian Paine 1989-92
Dave Parry 1958
T.J. Paterick 2004
Don Paul 1971-72
Roger Paul 1927-28
Conrad Peck 1929
Darrell Peebles 1965-66
Blake Pengelly 1997-2000
Al Perry 1954-56
Phillip Pesco 1929-31

Peterson, ____ 1946
Richard Peterson 1953
Bryan Pollard 1981, 83-84
Russel Pollard 1935
Dwight Pool 1951
Skip Post 1963
Ron Pozzi 1943
Gordon Prehm 1948-49
John Presley 1944
John Preston 1977-80
Art Price 1909
Ivan Price 1916-17



Steve Puidokas 1974-77
Ivan Putman 1909, 11, 13

Q



Brian Quinnett 1985-87, 89

R

Harry Ramaley 1915
John Rankin 1940
Duane Ranniger 1958-60
Hanford Rants 1947
Dick Rask 1956-58
Brownlee Rassmussen 1928
Ed Rathbun 1920
Rick Rawlings 1970-72
Dale Reed 1992-94
Frank Reed 1959-60

RECORD BOOK

ALL-TIME ROSTER

Bryan Reese 1922-25
 Bill Rehder 1953-55
 Robert Rennick 1944-45
 Resen, ____ 1946
 Harold Rhodes 1976-77
 Billy Joe Rhymes 1983
 Bob Richert 1956
 Milton Riley 2000-03
 Pat Riley 1912
 Bert Ritter 1911-12
 Bryan Rison 1979-80
 Dave Roberts 1951-53
 Eric Roberts 1950-52
 Waldo Roberts 1922-23
 McClellan Rockey 1918-21
 Ward Rockey 1947
 Bud Roffler 1951
 Heinie Rogers 1911
 Pat Rogers 1972-73
 Ralph Rogers 1932-33, 35
 Ted Rohwer 1927-28
 Paul Ronhaar 1957-58
 Jim Ross 1957-59
 George Rosser 1950-52
 Reco Rowe 1987-89, 91
 Paulo Rower 2001
 Don Rubin 1983-84
 John Runyard 1965

S

Laurence Sampson 1912-14
 David Sanders 1986, 88-90
 Leon Sayers 1922-23
 Paul Schilleci 1977
Chris Schlatter 2003-04
 Lloyd Schmick 1949-51
 Phil Schmitt 1932-33
 Merle Schneckloth 1930
 Howard Schoeff 1942-43
 Dwayne Scholten 1986-87
 Lowell Schroeder 1922-24
 Dick Schultz 1967-68
 Hugo Schultz 1924-26
 Hugo Schultz 1967-68
 Les Schultz 1913
 Reginald Scodeller 1948-49
 Chris Scott 1996
 Rex Scott 1932-34
 Charlie Sells 1960-62
 Bennie Seltzer 1990-93
 Stan Shaw 1930
 Robert Sheridan 1942-43, 47
 Howard Shumway 1938-39
 Ray Shumway 1944
Isaiah Simmons 2004
 Kevin Simmons 1980-81

Eugene Sivertson 1946-47
 Jim Slavin 1947
 Larry Sloan 1963
 Steve Slotemaker 1996-99
 Lee Smelser 1955
 Jim Smiley 1969-71
 Bob Smith 1947
 Dennis Smith 1978
 John Smith 1926
 Walter Smith 1975
 Alan Snyder 1950-51
 Lee Sonnedecker 1932-33, 35
 Al Sorenson 1914-18
 Harold Sorenson 1921-23
 Stan Sorenson 1943
 Mike Spaid 1981
 Jerry Spanner 1957
 Duane Starcher 1952
 Pawel Stasiak 2002-03
 Eddie Steele 1956-57
 Rich Steele 1973-75
 Ray Stein 1966-68
 Don Steinbrunner 1952
 Daniel Steward 1970-72
 Brian Stewart 1998-99
 Randy Stoll 1965, 67
 Jay Stoves 1943
 Frank Strankman 1947
 Pat Streamer 1950-52
 Gary Strom 1964
 Seymour Sturmans 1951
 Arnold Sundquist 1943



Ray Sundquist 1939-41
 Robert Svedsen 1947-48
 Bob Swanson 1952-54
 Julian Swanson 1919, 21-22
 Boyd Swent 1959

T

Ted Tappe 1950
 Kitrick Taylor 1985, 87
 Floyd Terry 1935-36
 John Tessem 1976, 78-80
 Dennis Thomas 1965-66

Jan-Michael Thomas 1999-2000
 Juan Thomas 1990-91
 Alan Thompson 1962-63
 Jason Thompson 1990-91
 Tiessen, ____ 1946
 Rich Tomkins 1928
 Marvin Tommervik 1964-66
 Ryan Topper 1995-96
 Bernhardt Torpen 1909-10
 Ken Trautman 1953
 Sean Tresvant 1990-92

U

Ezenwa Ukeagu 2003-04
 Bert Underwood 1953-54

V

Byron Vadset 1962-64
 Robert Van Tuyl 1929-31
Jeff Varem 2004
 David Vik 1991, 93-95

W

Bob Waits 1969-71
 Joe Wallace 1984-87
 Duke Wallenborn 1989
 Darrell Waller 1944-46
 Jim Walton 1962-64
 Joey Warmenhoven 1992-95
 Phil Wash 1971
 Brent Watson 1963-64
 Dick Watters 1966-68
 Doug Weaver 1964-65
 Mike Werner 1964, 66-67
 Ted Werner 1963-65
 Lee Wheeler 1963
 Frank White 1953
 Bryan Whitehead 2000
 Phil Whittaker 1932, 34
 Ted Wierman 1967-69
 Wilburn, ____ 1946
 Brad Wiley 1973
 John Wilfert 1988
 Guy Williams 1982-83
 Walter Williams 1912
 Kenneth Wils 1931, 33-34
 Doyle Wilson 1960
 Leland Wilson 1927
 Chris Winkler 1982-85
 Scott Witt 1942-43
 Davidson Wood 1965

Darryl Woods 1989-90
 Ernie Woods 1960-62
 Brian Wright 1986-89
 Harold Wright 1988-89
 Mike Wurm 1981-84
 Gary Wyche 1960
 Mike Wynne 1968

Y

Ronald Yacuk 1965

Z



Clarence Zimmerman 1915, 18
 Jim Zimmerman 1940-42
 Steve Zurela 1964

Note: The all-time roster includes any player who has appeared in at least one varsity game for Washington State. Rosters for the 1902 through 1908 seasons are not available. Corrections and additions (with proper documentation) are welcome.

RECORD BOOK

COUGAR TEAM HONORS

TERRY KELLY AWARD STUDENT-ATHLETE

YEAR	PLAYER
1985	Mark Babich
1986	Brian Quinnett
1987	Dwayne Schotlen
1988	Neil Evans
1989	Brian Quinnett
1990	David Sanders
1991	Brian Paine
1992	David Vik
1993	David Vik
1994	Dale Reed
	Joey Warmenhoven
1995	David Vik
	Joey Warmenhoven
1996	Carlos Daniel
1997	Carlos Daniel
1998	Will Hutchens
	Leif Nelson
1999	Will Hutchens

JAMES DONALDSON AWARD MOST IMPROVED

YEAR	PLAYER
1985	Ken Mathia
1986	Brian Quinnett
1987	Anthony Kidd
1988	Neil Evans
1989	John Hodges
1990	Brian Paine
1991	Ken Critton
1992	Bennie Seltzer
1993	Tony Harris
1994	Nathan Erdmann
	Fred Ferguson
1995	Donminic Ellison
	Tavares Mack
1996	Carlos Daniel
1997	Steve Slotemaker
1998	Steve Slotemaker
1999	Milton Riley

STRENGTH AND CONDITIONING AWARD

YEAR	PLAYER
1992	Sean Tresvant
1993	Eddie Hill
1994	Eddie Hill
	Dale Reed
1995	Mark Hendrickson
1996	Mark Hendrickson
1997	Rodrigo de la Fuente
1998	Carlos Daniel
1999	Blake Pengelly

MOST VALUABLE PLAYER AWARD

YEAR	PLAYER
1985	Keith Morrison
1986	Keith Morrison
1987	Brian Quinnett
1988	Todd Anderson
1989	Brian Quinnett
1990	Darryl Woods
1991	Terrence Lewis
1992	Terrence Lewis
1993	Bennie Seltzer
1994	Tony Harris
1995	Isaac Fontaine
	Mark Hendrickson
1996	Mark Hendrickson

1997	Isaac Fontaine
1998	Carlos Daniel
1999	Kojo Mensah-Bonsu

GEORGE RAVELING AWARD ROOKIE OF THE YEAR

YEAR	PLAYER
1985	Brian Quinnett
1986	Brian Wright
1987	Reco Rowe
1988	Harold Wright
1989	Darryl Woods
1990	Bennie Seltzer
1991	Rob Corkrum
	Eddie Hill
1992	No Award
1993	Mark Hendrickson
1994	Isaac Fontaine
1995	Chris Griffin
1996	Chris Scott
1997	Blake Pengelly
1998	Kojo Mensah-Bonsu
1999	Jan-Michael Thomas

JACK FRIEL DEFENSE AWARD

YEAR	PLAYER
1974	Sam Miller
1975	Edgar Jeffries
1976	Edgar Jeffries
1977	Marty Giovacchini
1978	Terry Kelly
1979	Terry Kelly
1980	Terry Kelly
1981	Steve Harriel
1982	Steve Harriel
1983	Steve Harriel
1984	Keith Morrison
1985	Keith Morrison
1986	Keith Morrison
1987	Dwayne Scholten
1988	Brian Wright
1989	Brian Quinnett
1990	David Sanders
1991	Neil Derrick
1992	Neil Derrick
1993	Eddie Hill
1994	Tony Harris
1995	Shamon Antrum
1996	Shamon Antrum
1997	Rodrigo de la Fuente
1998	Kab Kazadi
1999	Mike Bush

BLUE COLLAR AWARD

YEAR	PLAYER
1993	Mark Hendrickson
1994	Fred Ferguson
	Mark Hendrickson

JUD HEATHCOTE AWARD FOR INSPIRATION

YEAR	PLAYER
1949	George W. Hamilton
1950	Edward C. Gayda
1951	Leon Mangis
1952	Eric Roberts
1953	Peter Mullins
1954	Robert Swanson
1955	Robert Klock
1956	Allan Perry
1957	Larry Beck

1958	Bill Galbraith
1959	Mert Kennedy
1960	John Maras
1961	Nick August
1962	William McKenzie
1963	Alan Thompson
1964	Ted Werner
1965	Ted Werner
1966	Dennis Klope
1967	Ray Stein
1968	Ray Stein
1969	Ted Wierman
1970	Gary Elliot
1971	Jim Smiley
1972	Jim Nielsen
1973	No Award
1974	Edgar Jeffries
1975	No Award
1976	Edgar Jeffries
1977	Brian Grun

	Harold Rhodes
1978	James Donaldson
	John Preston
1979	James Donaldson
1980	Terry Kelly
	John Preston
1981	Angelo Hill
1982	Craig Ehlo
1983	Craig Ehlo
1984	Mike Wurm
1985	Al Durr
1986	Al Durr
1987	Anthony Kidd
1988	Anthony Kidd
1989	Anthony Kidd
1990	Neil Evans
1991	Sean Tresvant
1992	Sean Tresvant
1993	Fred Ferguson
1994	Fred Ferguson
1995	Carlos Daniel
1996	Carlos Daniel
1997	Carlos Daniel
1998	Carlos Daniel
1999	Steve Slotemaker

MARV HARSHMAN CAPTAIN AWARD

YEAR	PLAYER
1902	Fred Thiel
1903	Fred Thiel
1904	J.H. Fulton
1905	J.H. Fulton
1906	Roy Malony
1907	Maberry Davis
1908	Floyd Rader
1909	Chester Anderson
1910	Chester Anderson
1911	Ralph Lowery
1912	Charles Knight
1913	Ralph Lowery
1914	Laurence Sampson
1915	Victor Anderson
1916	Norman Moss
1917	Ray Bohler
1918	Albert Sorenson
1919	Julius Hollman
1920	Eddie Copeland
1921	Milo McIver
1922	Jack Friel
1923	Harold Sorenson
1924	Lowell Schroeder
1925	Bryan Reese
1926-32	No Award
1933	Huntley Gordon
1934	No Award

1935	Jack Holstine
1936	No Award
1937	No Award
1938	Clyde Carson
1939	Al Hooper
1940	No Award
1941	Ray Sundquist
1942	Owen Hunt
1943	Vince Gregg
1944	Mort Joslin
1945	Vince Gregg
1946	Vince Hanson
1947-52	No Award
1953	Pete Mullins
1954	Bob Swanson
1955	Bob Klock
1956	Al Perry
1957	No Award
1958	No Award
1959	Jim Ross
1960	John Maras
1961	Nick August
1962	Dwight Damon
1963	Alan Thompson
1964	Byron Vadget
1965	Ted Werner
1966	Tom Tømmervik
1967	Ray Stein
1968	Ray Stein
1969	Lenny Allen
1970	Rick Erickson
1971	Jim Meredith
1972	Dan Steward
1973	Mike Dolven
1974	Brad Jackson
	Bob Niehl
1975	Rich Steele
	Don Johnson
	Rick Brown
1976	Edgar Jeffries
1977	Steve Puidokas
	Marty Giovacchini
1978	Ken Jones
1979	James Donaldson
1980	Terry Kelly
	John Preston
1981	Angelo Hill
1982	Game Captains
1983	Steve Harriel
	Aaron Haskins
1984	Mike Wurm
1985	Otis Jennings
1986	Otis Jennings
1987	Anthony Kidd
1988	Anthony Kidd
1989	Anthony Kidd
	Brian Quinnett
	Brian Wright
1990	Neil Evans
	David Sanders
1991	Bennie Seltzer
	Reco Rowe
1992	Neil Derrick
	Terrence Lewis
	Bennie Seltzer
1993	Dale Reed
	Bennie Seltzer
1994	Tony Harris
	Eddie Hill
	Dale Reed
1995	Rob Corkrum
	David Vik
	Joey Warmenhoven
1996	Shamon Antrum
	Mark Hendrickson
1997	Isaac Fontaine
1998	Carlos Daniel

RECORD BOOK

ATHLETIC AND ACADEMIC HONORS

PACIFIC COAST CONFERENCE

FIRST TEAM

1917	Ivan Price
1919	McClellan Rocky
1920	McClellan Rocky
1930	Art McLarney
1932	Huntly Gordon
1937	Ivar Nelson
1941	Paul Lindemann Ray Sundquist
1943	Gary Bishop
1945	Vince Hanson
1946	Gail Bishop
1947	Bob Sheridan
1948	Vince Hanson
1949	Ed Gayda
1950	Gene Conley Ed Gayda
1951	Bob Gambold
1954	Ron Bennink
1955	Ron Bennink
1956	Larry Beck
1957	Larry Beck

HONORABLE MENTION

1958	Dick Axelsson John Maras
1959	John Maras

ALL NORTHERN DIVISION TEAM

1930	Art McLarney
1931	Huntley Gordon Claude Holsten
1932	Huntley Gordon Claude Holsten Art McLarney
1933	Ken Wills
1934	Huntley McPhee
1936	Jack Holstine
1937	Ivar Nelson
1939	Al Hooper
1940	Jack Jennings Bud Olson
1941	Vern Butts Paul Lindemann Ray Sundquist
1942	Vern Butts Marv Gilberg
1943	Vern Butts

ALL-PACIFIC-8 CONFERENCE TEAM

FIRST TEAM

1967	Jim McKean
1968	Jim McKean
1969	Ted Wierman
1970	Rick Erickson

SECOND TEAM

1964	Ted Werner
1965	Ted Werner
1966	Jim McKean
1974	Steve Puidokas
1975	Steve Puidokas
1976	Steve Puidokas
1977	Steve Puidokas Harold Rhodes
1978	Don Collins James Donaldson

HONORABLE MENTION

1967	Ray Stein Randy Stoll Ted Wierman
1969	Rick Erickson
1970	Gary Elliot Jim Meredith
1971	Jim Meredith
1972	Dan Steward
1976	Ron Davis

COACH OF THE YEAR

1976	George Raveling
------	-----------------

ALL-PACIFIC-10 CONFERENCE

FIRST TEAM

1980	Don Collins Bryan Rison
1983	Steve Harriel
1985	Keith Morrison
1986	Keith Morrison
1992	Terrence Lewis
1993	Bennie Seltzer
1995	Mark Hendrickson
1996	Isaac Fontaine Mark Hendrickson
1997	Isaac Fontaine
1998	Carlos Daniel

SECOND TEAM

1979	Don Collins
------	-------------

HONORABLE MENTION

1980	Stuart House
1982	Steve Harriel
1983	Craig Ehlo
1997	Carlos Daniel
2001	Mike Bush
2002	Marcus Moore
2004	Thomas Kelati Marcus Moore

ALL-ROOKIE TEAM

1981	Ken McFadden
1982	Craig Ehlo
1983	Ricky Brown

ALL-FRESHMEN TEAM

1990	Bennie Seltzer
1993	Mark Hendrickson
1994	Isaac Fontaine
1997	Blake Pengelly
2001	Marcus Moore

FRED HESSLER AWARD

PACIFIC-10 NEWCOMER OF THE YEAR

1995	Shamon Antrum
2001	J Locklier

ALL-NEWCOMER TEAM

1993	Tony Harris
1995	Shamon Antrum
1996	Kareem Jackson (HM) Cameron Johnson (HM) Chris Scott (HM)
1997	Rodrigo de la Fuente
1998	Kojo Mensah-Bonsu (HM) Leif Nelson (HM)
1999	Jan-Michael Thomas Eddie Miller (HM)

SIXTH MAN AWARD

1984	Mike Wurm
------	-----------

COACH OF THE YEAR

1983	George Raveling
1991	Kelvin Sampson

PLAYER OF THE YEAR

1980	Don Collins
------	-------------

ROOKIE OF THE YEAR

1979	Bryan Rison
------	-------------

DEFENSIVE PLAYER OF THE YEAR

1986	Keith Morrison (with Oregon's Jerry Adams)
------	---

ALL-PACIFIC-10 ACADEMIC TEAM

FIRST TEAM

1987	Brian Quinnett
1989	Brian Quinnett
1990	David Sanders
1992	Dale Reed
1995	David Vik
1996	Carlos Daniel
1997	Carlos Daniel Cameron Johnson
1998	Carlos Daniel
1999	Will Hutchens
2002	J Locklier

SECOND TEAM

1986	Brian Quinnett
1990	Neil Evans
1998	Will Hutchens Leif Nelson Blake Pengelly
1999	Leif Nelson Blake Pengelly

HONORABLE MENTION

1993	Dale Reed David Vik
1994	Dale Reed
1998	Kojo Mensah-Bonsu

ALL-PACIFIC-10 CONFER- ENCE MEDAL WINNER

1989	Brian Quinnett
1993	Dale Reed

COSIDA/GTE ACADEMIC ALL-AMERICAN

1989	Brian Quinnett (First Team)
1997	Carlos Daniel (Third Team)

NABC DISTRICT 14 WEST COAST ALL-AMERICA

FIRST TEAM

1989	Brian Quinnett
1992	Terrence Lewis
1996	Isaac Fontaine Mark Hendrickson
1997	Isaac Fontaine

SECOND TEAM

1992	Neil Derrick
1994	Tony Harris Mark Hendrickson
1995	Mark Hendrickson
1999	Jan-Michael Thomas

HONORABLE TEAM

1993	Mark Hendrickson Bennie Seltzer
------	------------------------------------

USBWA DISTRICT VIII TEAM

1992	Terrence Lewis
1993	Bennie Seltzer
1995	Mark Hendrickson
1997	Isaac Fontaine

ALL-AMERICA FIRST TEAM

1916	Roy Bohler (Helm's Athletic Foundation)
1918	Al Sorenson (Helm's Athletic Foundation)
1941	Paul Lindemann (Taylor's All- America)
1941	Ray Sundquist (Helm's Athletic Foundation)
1943	Gail Bishop (Helm's Athletic Foundation)
1945	Vince Hanson (Helm's Athletic Foundation)

ASSOCIATED PRESS HONORABLE MENTION

ALL-AMERICA

1986	Keith Morrison
1997	Isaac Fontaine (preseason)

LOOK MAGAZINE DISTRICT 8

ALL-AMERICA

1967	Jim McKean
1968	Jim McKean
1974	Steve Puidokas

THE SPORTING NEWS HONORABLE MENTION ALL-AMERICA

1983	Steve Harriel Guy Williams
------	-------------------------------

BASKETBALL TIMES ALL-AMERICA

ALL-WEST FIRST TEAM

1992	Terrence Lewis
------	----------------

ALL-WEST

HONORABLE MENTION

1992	Ken Critton
1994	Tony Harris Mark Hendrickson
1995	Mark Hendrickson

BASKETBALL WEEKLY ALL-AMERICA

ALL-WEST

HONORABLE MENTION

1992	Neil Derrick Terrence Lewis
1993	Mark Hendrickson Bennie Seltzer
1994	Tony Harris Mark Hendrickson